


INFORMATION FOR FIRST AND SECOND RESPONDERS.

EMERGENCY RESPONSE GUIDE FOR VEHICLE



Alexander Dennis Enviro400EV

Battery-Electric Vehicle

Electric Motor Propulsion



Enviro400EV

Contents


Example Rescue Sheet	Page 4
1. Propulsion Identification	Page 5 - 7
2. Immobilisation / Stabilisation / Lifting	Page 8 - 9
3. Disable Direct Hazards / Safety Regulations	Page 10 - 12
4. Access to the Occupants	Page 13 - 14
5. Stored Energy	Page 15 - 18
6. In Case of Fire	Page 19 - 22
7. In Case of Submersion	Page 23
8. Towing / Transportation / Storage	Page 24 - 27
9. Important Additional Information	Page 28
10. Explanation of Pictograms Used	Page 29
Safety Data Sheets	Appendix

Download this, and other safety documents, from <https://www.ad24.direct/emergency-response>






Rescue Sheet

This provides necessary and useful information about a vehicle involved in an accident/incident to support the rescue team in rescuing the vehicle occupants as quickly and safely as possible. It should be used by first responders to assist in making a safe rescue plan. The full version is available as a separate document.





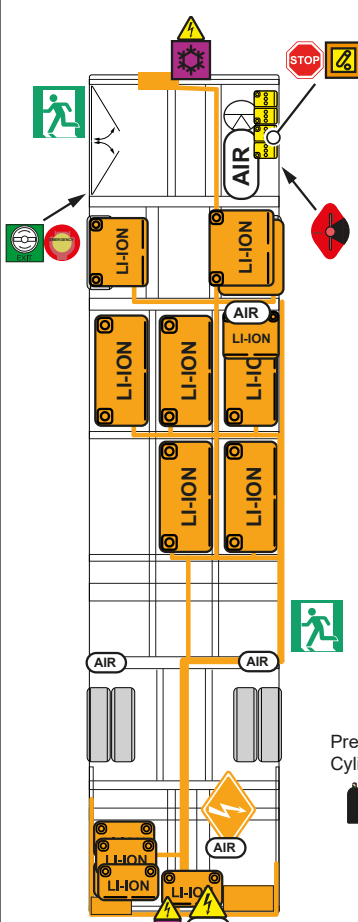
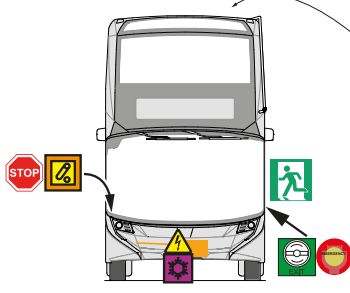
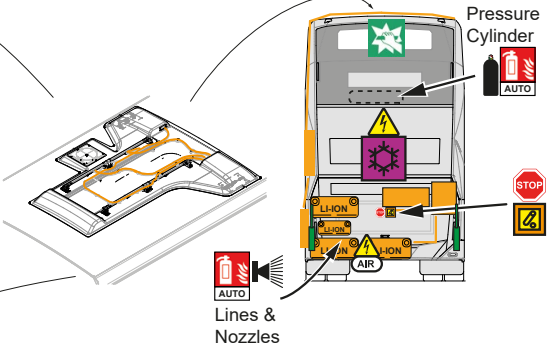
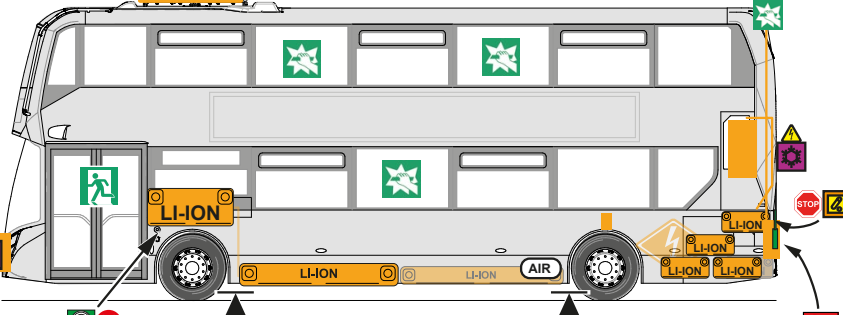
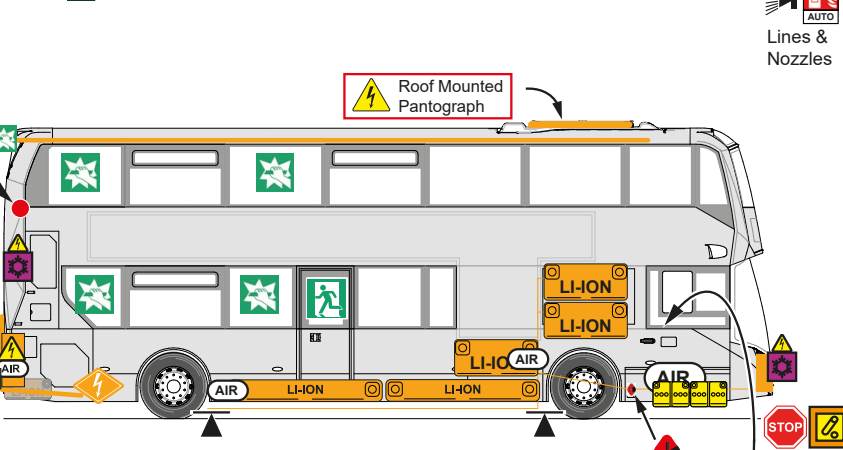
Enviro400EV


**Alexander Dennis
Enviro400EV
Single Door,
Double-deck Body
2024/-**


RHD











Pressure
Cylinder




Roof Mounted
Pantograph




Lines &
Nozzles




Inside Drive Bay





















750V Li-Ion



24V Lead-Acid



Inside Cab

								
Low Voltage Battery	High Voltage Battery	Electric Drive	High Voltage Junction Box	High Voltage Cable	Compressed Air Tank	HV Disable	Emergency Exit	Break Glass Exit
								
24v Battery Disconnect	Emergency Stop Switch	Door Control	Electric Air Compressor	BTMS Air Conditioning	High Voltage Electrics	High Pressure Gas Struts	Lifting Point	Auto Fire Suppression

1. Propulsion Identification



Li-Ion / NMC Battery - Electric bus (with optional overhead pantograph charging.)

CAUTION: Lack of noise does not mean vehicle is off:
Silent movement or instant restart capability exists until vehicle is fully shut down

Vehicle Description

The Enviro400EV is a fully electric powered, two axle, one or two door, double deck bus.

The vehicle is fitted with 14 re-chargeable battery packs of 475.5KWh.

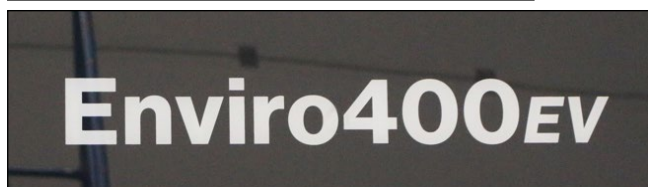

The vehicle is driven by a water-cooled, permanent magnet, Voith Electrical Drive System (VEDS) HD Electric Motor with a high-efficiency inverter.

The option of vehicle charging with a roof mounted pantograph charging system may be fitted.

If there is a model badge on the vehicle it may look like one of the following pictures.

Not all models will display all the badges

Enviro400EV

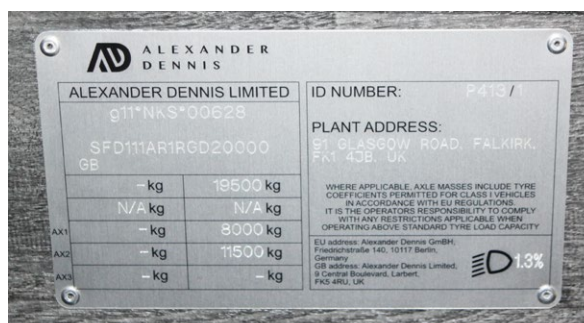


Vehicle Identification

There is an identification plate located inside the front door on the right hand bulkhead.

This plate gives details of:

- Manufacturer
- Model
- Permitted Weights
- VIN number




Battery Pack (REESS) Details

14 x NMC lithium-ion battery packs

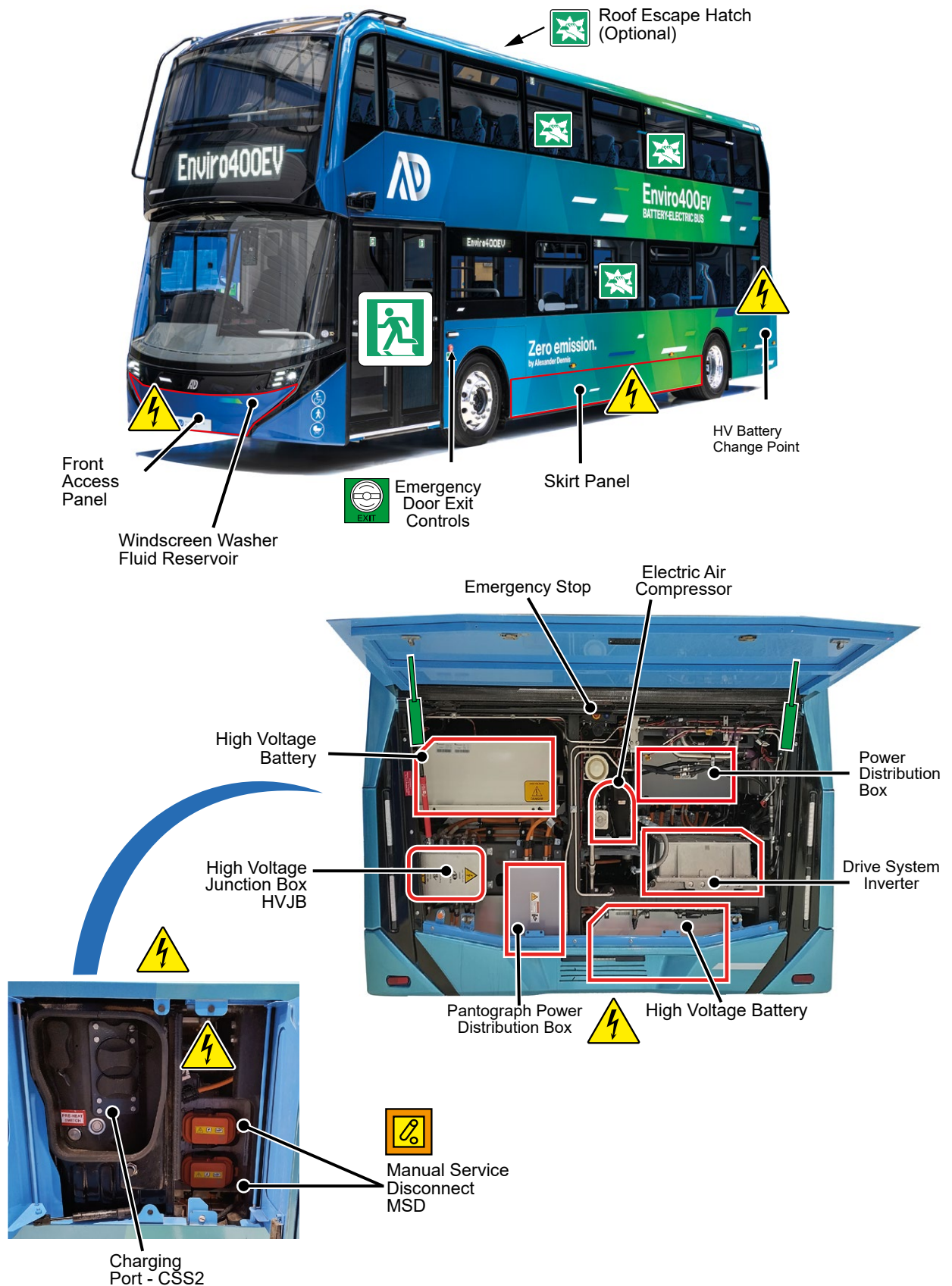
Chemical class: ADR Class 9A – miscellaneous dangerous goods

Nominal operating voltage: 750VDC



1. Propulsion Identification

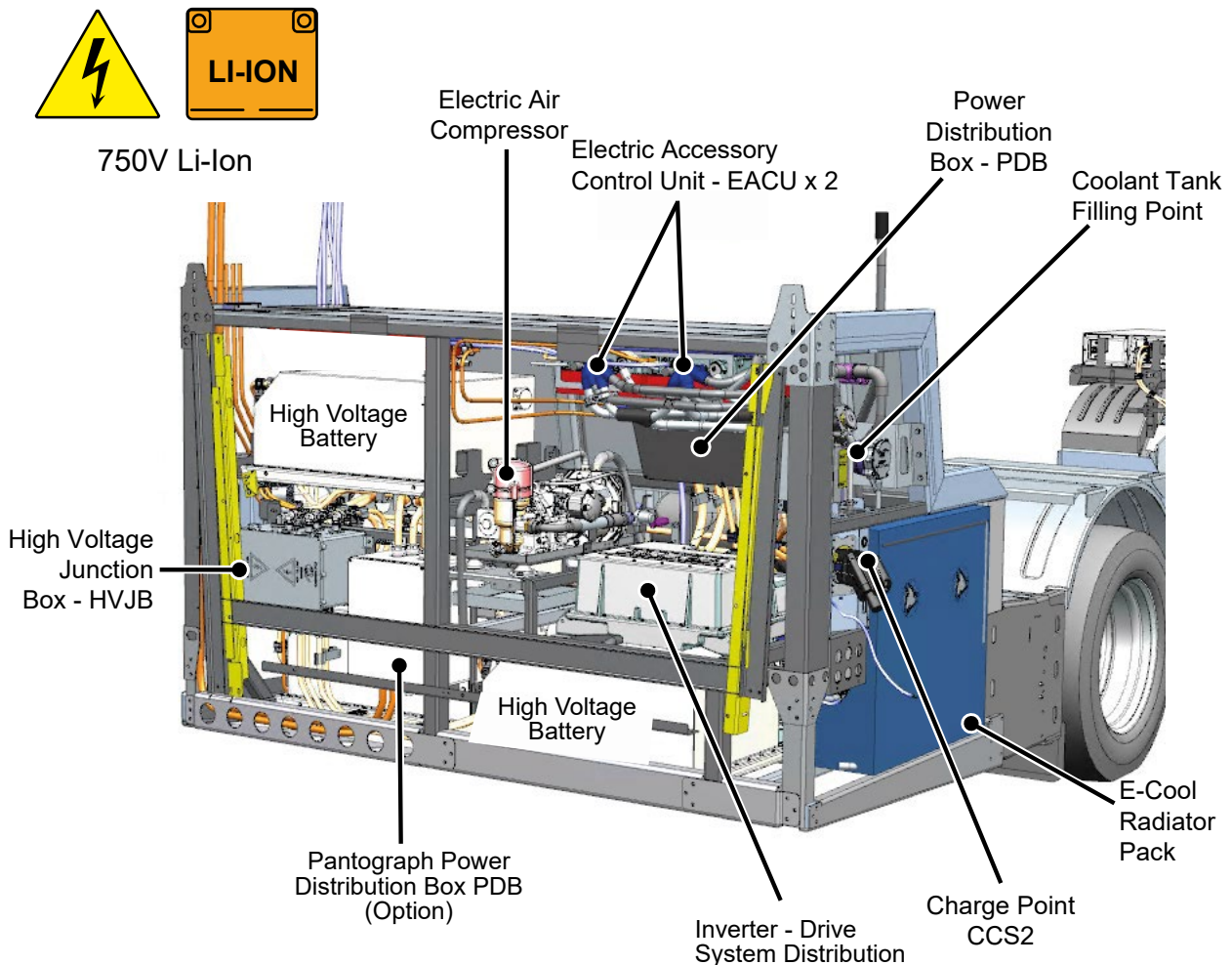
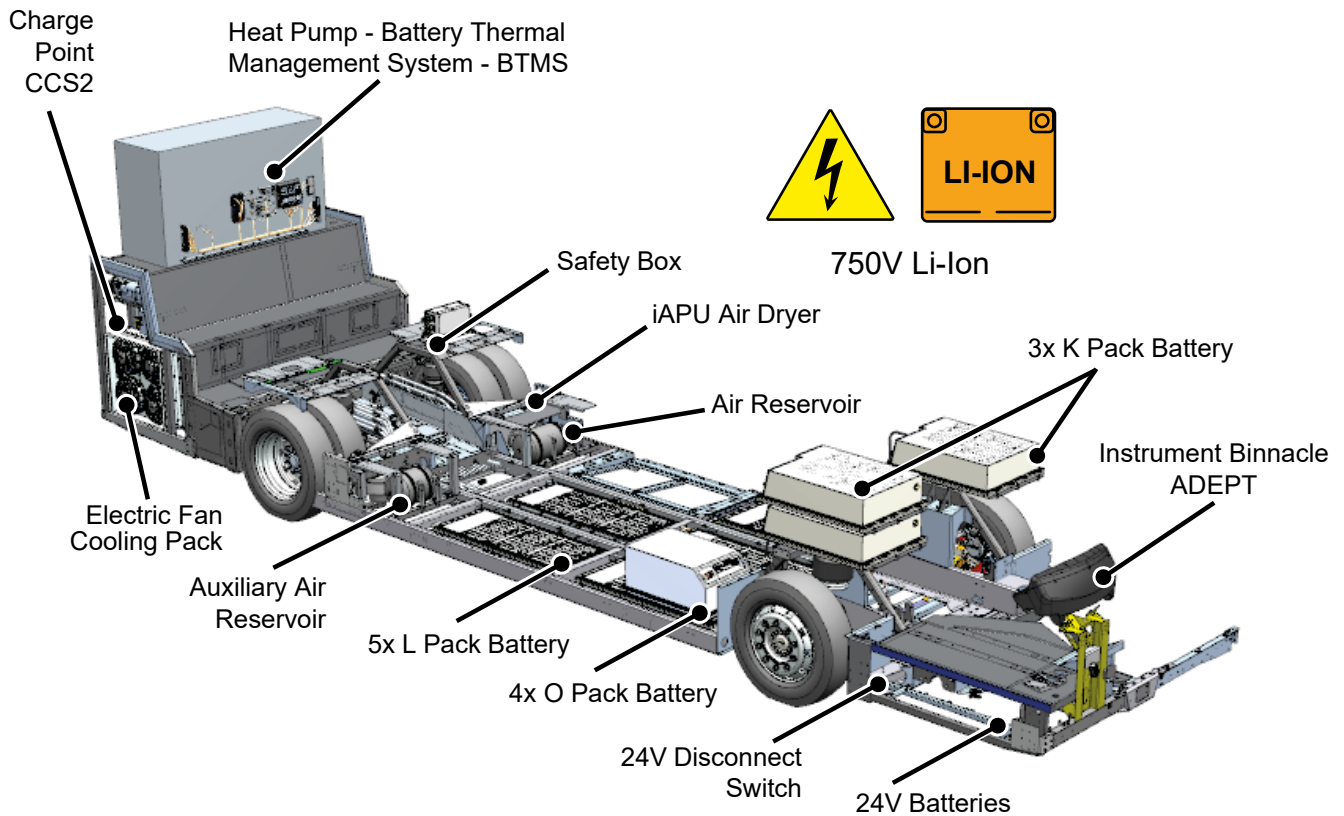
Critical Component Locations (Vehicle Exterior).



1. Propulsion Identification

Chassis HV and equipment Layout.


NOTE: HV shocks are a potential risk where any component damage is suspected.



2. Immobilisation / Stabilisation / Lifting

Suspension height controls are located on the right hand side of the driver's switch console

Suspension Controls.



Access to the suspension control is from within the driver's cab.

NOTE: These controls only operate when the vehicle is fully powered on.

For front kneeling:

Press and hold the lower switch until lowering reaches required level.

Press the upper switch once and the vehicle will return to normal ride height.

For full kneel:

Press and hold the lower switch until the vehicle is fully lowered.

Press the upper front kneel switch once and the vehicle will return to normal ride height.



Full Kneel

(Optional feature - may not be present on all vehicles)



Suspension raise.

Suspension front kneel.



Preventing Vehicle Motion.

Ensure the parking brake is applied before leaving the vehicle.

Where this is not possible, the wheels should be chocked to prevent any unwanted movement.



⚠ WARNING:

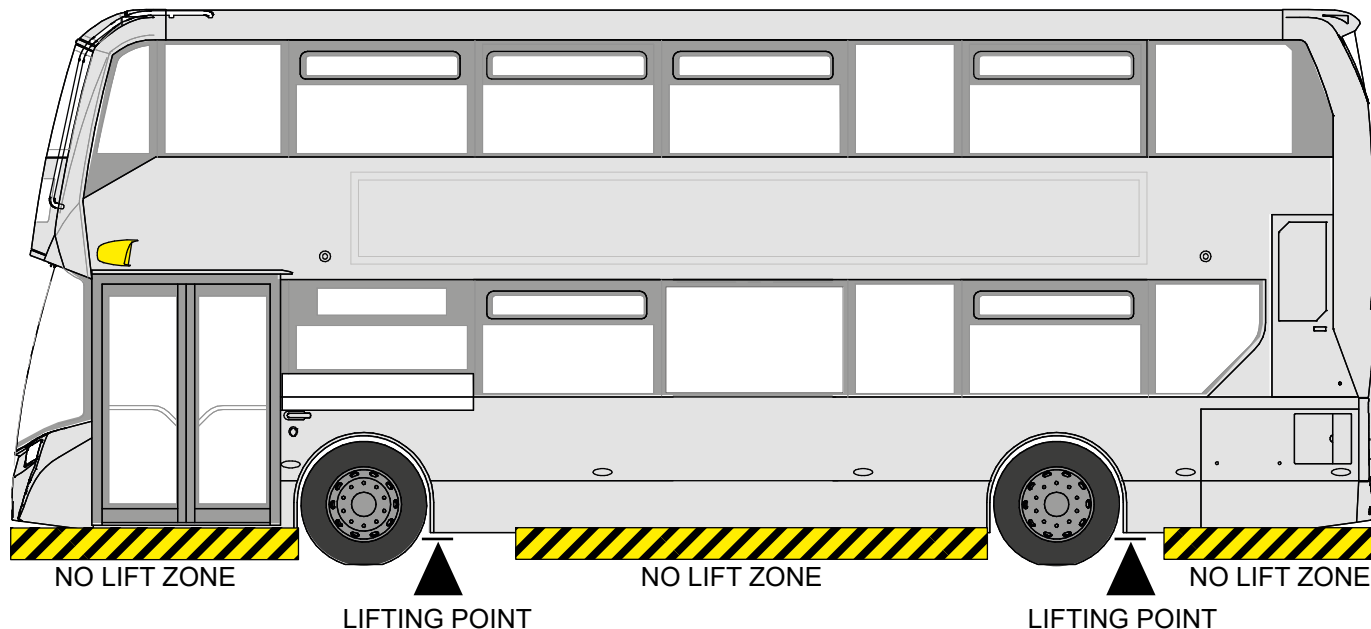
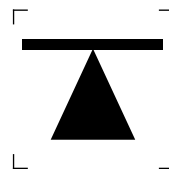
In the event of electrical failure, the Electronic Parking Brake will not respond and wheel chocks **MUST** be used to prevent runaway.

2. Immobilisation / Stabilisation / Lifting

Lifting points.

Lift the bus as shown below - There is a jacking point behind each axle as part of the chassis frame. Attempting a lift elsewhere carries a high risk of damage.


Do not lift forward of the front axle, rearward of the rear lifting point or in the centre of the body as the structure in these locations is unsuitable for supporting the weight of the vehicle. The lift will be unstable and may cause damage or injury to personnel.



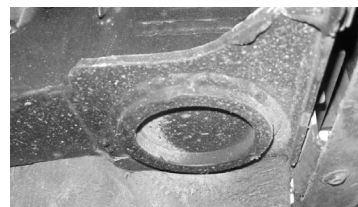
Stabilisation points / chassis support points

Lifting equipment should be applied to the jacking points on the chassis frame.

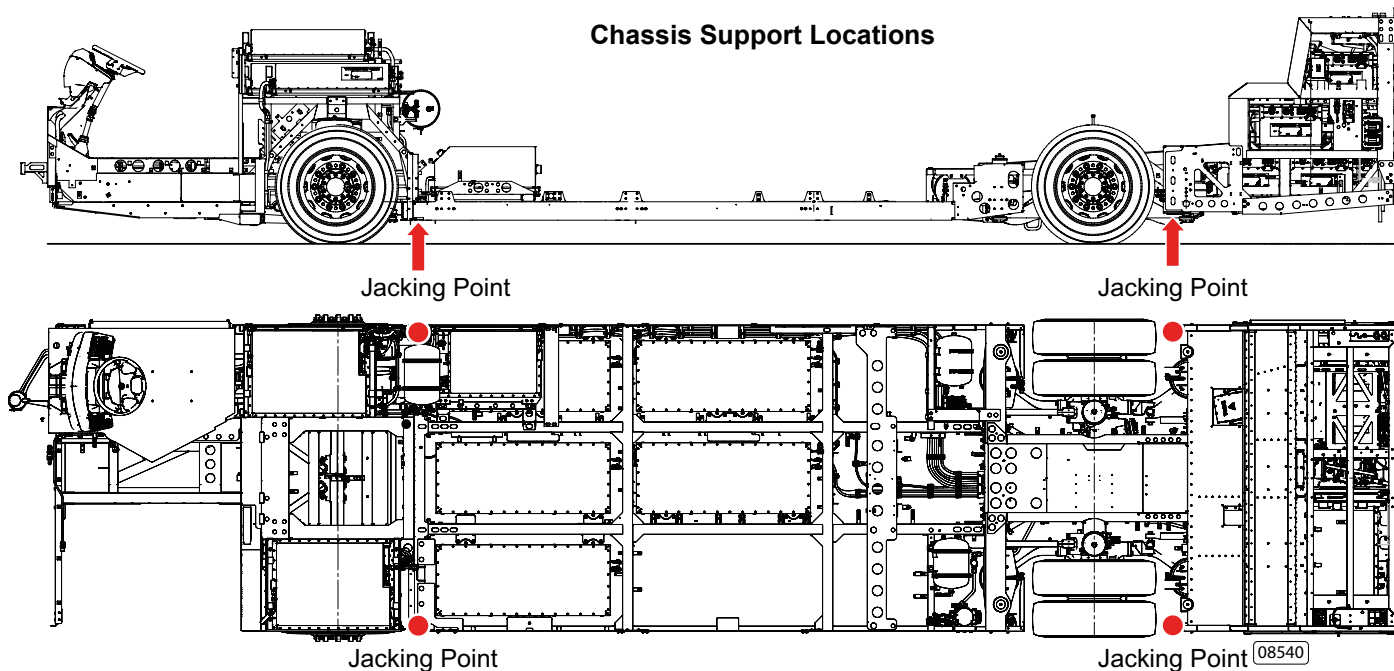
Front RHS Jacking Point



Rear RHS Jacking Point.



Chassis Support Locations



3. Disable Direct Hazards / Safety Regulations

CAUTION: Always engage the parking brake before leaving the cab OR chock the wheels to prevent movement.

Vehicle Safe Shutdown Procedure.

1 Select Neutral.

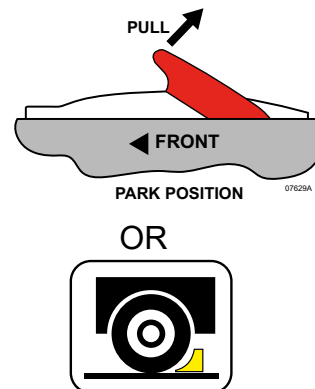


2 Apply the Electronic Parking Brake.

Access to the parking brake control is from within the driver's cab.

To apply the parking brake, pull the lever up. When the park brake is applied, the park symbol within the lever will illuminate **RED** and the park warning light will show in the telltale display on the instrument binnacle.

If the vehicle has no electrical power the parking brake control will not function, suitable precautions should be taken in order to prevent unintended movement. Wheel chocks should be applied to at least one wheel.




3 Turn off Ignition:

To shut down the bus, press the lower part of the Start/Stop switch. Switch will flash during power-down, wait 10 seconds before proceeding.



4 Turn off Master Switch:

Press and release the bottom of the switch to turn off the master switch. Switch will flash during power-off.



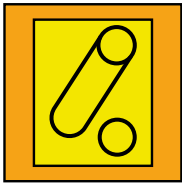
To confirm that vehicle is powered off:

- No illumination on instrument cluster
- No lights on master or Ignition switches



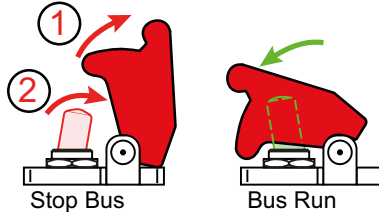
3. Disable Direct Hazards / Safety Regulations

Emergency Vehicle Shutdown (ALL HV & 24V Systems).



Emergency Stop: Driver's Cab.

Switch is in the side console towards the back of the driver's seat.
Lift cover and push toggle to activate the emergency stop.



Emergency Stop: Offside Rear.

(Optional feature - may not be present on all vehicles)

Switch is on the right hand side rear of the bus, behind the coolant tank access door.

Open the door and twist the switch to activate the emergency stop.

Hold for 5 seconds or longer.


Emergency Stop: Rear Drive Bay.

If possible, switch off vehicle before operating.

Lift cover: CAUTION: gas struts on lid.

Push stop button to activate the emergency stop.

This button can be padlocked to prevent accidental release.




Emergency Stop: Resetting.

Following activation of any E-Stop control, there is a 2-minute wait period after the switch is released.

During this time, no attempt should be made to be turn the bus on again.

After the 2 minutes has elapsed, the start-up sequence can be initiated.



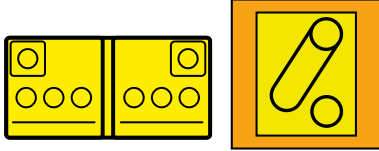
If a start up is attempted before the 2 minutes has elapsed, the vehicle will enter an error state and will require a reset action to be carried out.

This is achieved by turning off the ignition and master switches, then disconnecting the LV batteries (using the disconnect switch, if fitted) for at least 2 minutes.

After this time, the bus can be reconnected and the start-up sequence followed as usual.

3. Disable Direct Hazards / Safety Regulations

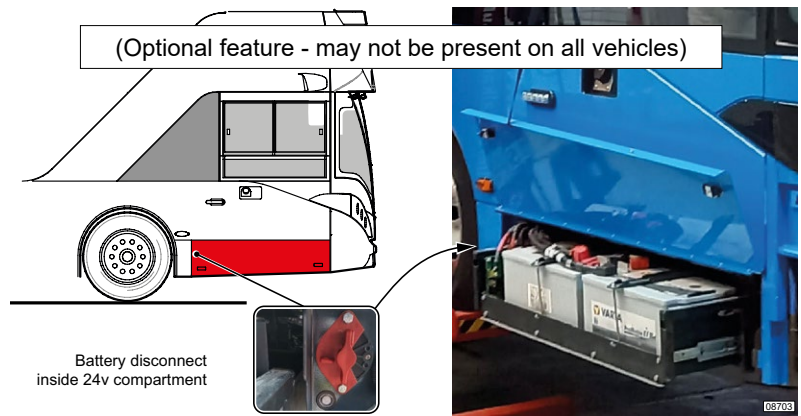
24V Disconnection.



Battery access is via an access door at the front, below the driver's cab.

Lift the access door and rotate the 24v Battery Disconnect switch to isolate the 24v supply.

When fitted, the 24v Battery Disconnect switch is found at the rear of the battery compartment.




Where there is no Battery Disconnect Switch:

Lift and secure the access door, release the antiluce fasteners, then slide the tray out to access the battery connectors and remove the negative connection. Secure cable to prevent accidental re-connection.



High Voltage Disconnection.



To access the Manual Service Disconnect plugs within the High Voltage Junction Box, open the access door located at the rear of the bus on the left hand side.

Use a T-Key and open the extra door at the rear of the access aperture.



On both MSD plugs:

Release the locking tabs before lifting the lever to 90°.

Pull the plugs out of the High Voltage Junction Box.



The removed plugs should be stored safely until they are needed. AD recommends placing them in a padded bag and putting them on the binnacle to prevent any accidental reconnection.

Close the access door to prevent rain or moisture ingress.

A warning should be placed on the steering wheel to indicate the vehicle is not to be powered up.



4. Access to the Occupants

1 Emergency Door Operation.



To open the door from outside:
Push the emergency button located near the rear edge of the doors.

To open the door from inside:
Push the emergency button located above the doors.
Lift the flap and push the button.



External Emergency Exit Button



Internal Emergency Exit Button

Door Operation Failure.

If the doors do not operate they can be pushed open manually.
It may be necessary to exhaust any remaining air in the auxiliary system.

2 Front/entrance doors:

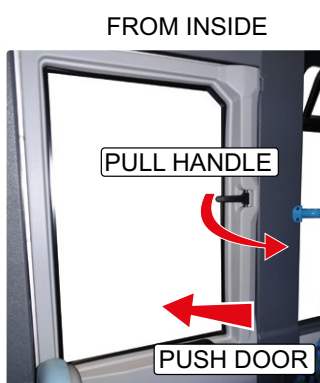

Push the outer edge inwards, then pivot the door into the bus.



3 Rear Emergency Exit:

From outside: Pull the handle and pull the door open

From inside: Pull the handle and push the door open



4. Access to the Occupants

Driver's Cab Door.

To open the driver's door, where possible, reach in and lift the handle to release the door.

Where this is impractical or not available, insert a T-key into the hole on the outside of the cab door and twist to release the door lock (Optional feature - may not be present on all vehicles)



Door Controls in Driver's Cab.

The door control switches are on the right hand side of the instrument panel.

The buttons are not operative if:

- The vehicle is switched off.
- The vehicle is moving.
- The park brake is OFF.
- The system air pressure is too low.

Press the lower switch to open the doors.

Press the upper switch to close the doors.


The switch will flash during opening and closing and remain illuminated while the door is open.



Entrance Door



Exit Door




Instrument Panel Switch Location

Steering Column Adjustment.

The vehicle is fitted with an air adjustable steering column.

The foot operated column adjustment switch is mounted in the floor plate directly behind the column.



To adjust the column position, the park brake must be applied.

Grasp the steering wheel and depress the foot button, move the steering wheel as required for either driving or access.

If there is no air in the system, the adjustment mechanism will not release.

Break Glass Escape windows.



Window break glass buttons are located in the lower and upper saloons.


The lower saloon has buttons in 3 locations.

The upper saloon has buttons in 7 locations including the rear window.

Twist and remove the yellow seal and strike the red button to cause the window to shatter (safety glass) to assist in an emergency exit from inside the vehicle.

The breakable windows are identified from outside the vehicle by the visible break glass sticker in the top of each breakable window.

Rescue personnel may break these windows when required to gain access to the interior of the vehicle.



5. Stored Energy

REESS Detail (Rechargeable Electrical Energy Storage System).

The vehicle is fitted with 14 re-chargeable battery packs with a combined storage capacity of 475.5KWh.

The nominal voltage in the HV system is up to 750VDC.

There are 3 types of battery pack (BP) fitted: K-Type, L-Type and O-Type.

All HV BPs are NMC lithium-ion type batteries.

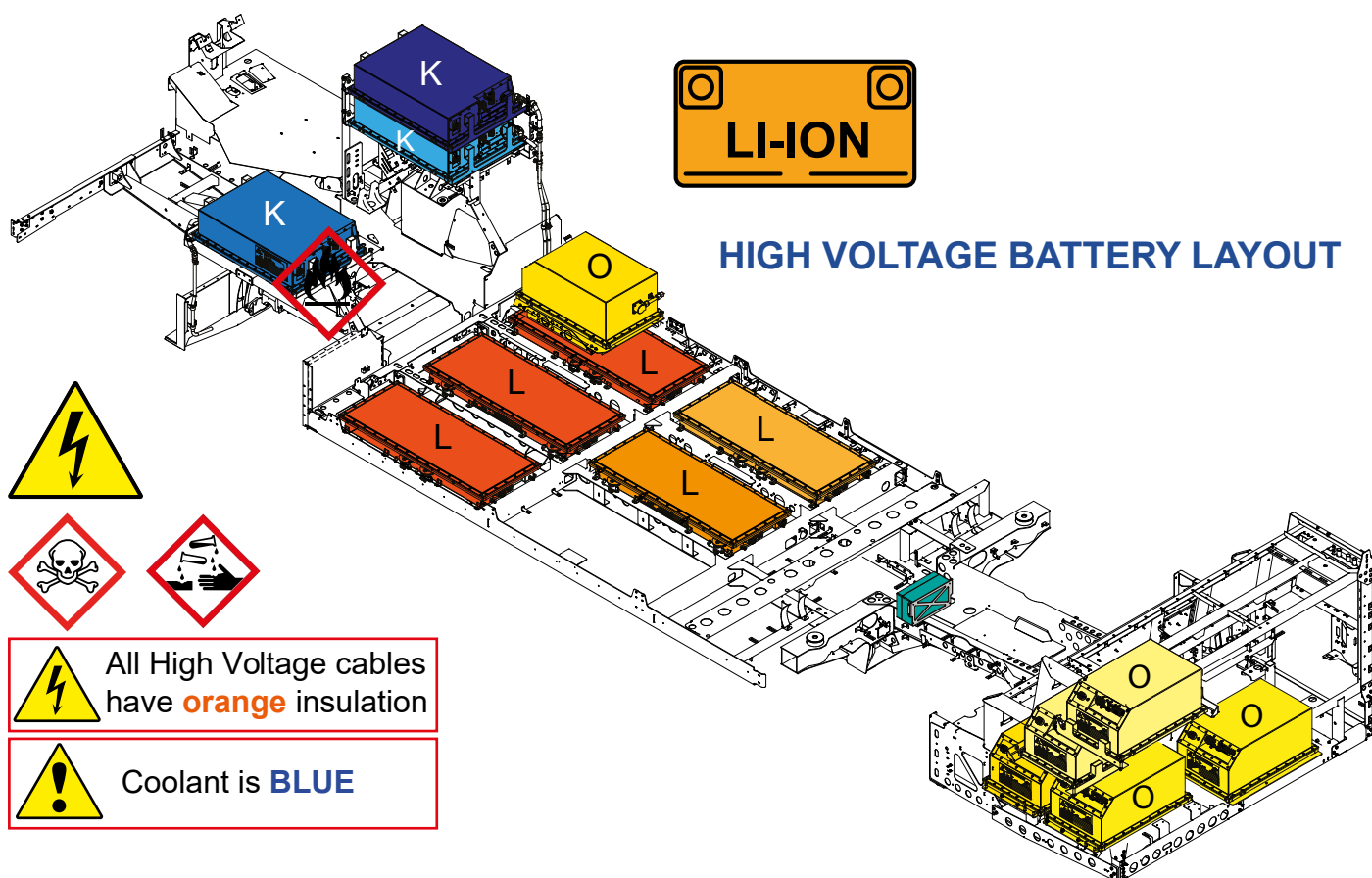
The battery assembly cover should never be breached or removed under any circumstances, including fire. Doing so might result in severe electrical burns, shocks, or electrocution.

Battery General Information:

- Under normal conditions of use, the battery does not present any risk of exposure to its content
- Exposure to high voltage (voltage higher than 60V) may be a risk if the battery casing or HV cables are breached or damaged during a collision or subsequent rescue & recovery.
- Exposure to Material / Electrolyte mixture may be a risk if the battery casing is breached
- Always contact medical assistance in the event of exposure to Material / Electrolyte mixture or High Voltage

All the battery packs are liquid cooled. The BTMS (Battery Thermal Management System), traction cooling and the cabin heater & cooling unit use an ethylene-glycol based coolant. This is supplied by Valvoline, under the name "OEM Advantage 48". Full SDS details are in the appendix. After the bus has been running, the coolant will be hot and under pressure. Do not open any caps or breach any hoses, as this poses a risk of scalding liquid or steam being released.

For full details of battery packs fitted, see the SDS in the appendix.



Thermal Runaway.

There may be risk of re-ignition for up to 48 hours after a fire has occurred.

The vehicle should be quarantined and monitored for at least this time to ensure there is no further risk of fire.

CO2, metal fire-ex powder or dry powder extinguisher are recommended by the battery manufacturer.

Do not use water to extinguish a battery fire. Check local regulations and alert the local fire service if necessary.

5. Stored Energy

HV Battery information:



Summary of Danger

Warning, do not open or remove, do not expose to flame or open fire. Do not mix batteries with different models, different chemical properties or different types. There is a danger of explosions and burns under the conditions of fire. Do not short-circuit, squeeze, burn or disassemble the battery.

Classification of the substance or mixture [REGULATION (EC) No 1272/2008]



Flam. Liq. 3:	H226 Flammable liquid and vapour.
Skin Corr. 1:	H314 Causes severe skin burns and eye damage.
Eye Dam. 1:	H318 Causes serious eye damage.
Acute Tox. 4:	H302 Harmful if swallowed.
STOT RE 1:	H372 Causes damage to organs through prolonged or repeated exposure.
Aquatic Chronic 3:	H412 Harmful to aquatic life with long lasting effects.
Skin Sens. 1:	H317 May cause an allergic skin reaction.

In case of electrolyte leakage from the battery:

Irritation: Irritating to eyes and skin

General First Aid Actions

Apply existing general rules concerning first aid.

Especially, observe the following guidelines:

- Move the injured to a safe place (at least 50 meters from the dangerous area) in the fresh air.
- Perform cardiopulmonary resuscitation (CPR) if the victim is not breathing.
- Call emergency medical service

Electrolyte Exposure Actions:

- Consult a doctor immediately.
- Where safe to do so, move the victim into fresh air and keep them calm.
- Remove and isolate contaminated clothing and shoes (of the injured and your own).
- In case of skin contact with electrolyte, immediately flush skin with lukewarm water (with dishwashing soap or soap if available) until medical help arrives; flush eyes with running water until medical help arrives. Consult a doctor if skin irritation persists.
- In case of eye contact with electrolyte rinse continuously with water for at least 10 minutes. Remove contact lenses, if present and easy to do. Continue rinsing. Shield unaffected eye. If eye irritation persists get medical advice/attention.
- In case of electrolyte swallowing do NOT induce vomiting. Swallowing may cause gastrointestinal tract burns, nausea, and vomiting.
- After inhalation of vapour or swallowing of electrolyte seek medical help immediately.
- Inform medical personnel of substances and materials involved to ensure appropriate precautions are taken.

Electric Shock.

Personnel who have been exposed to an electric shock should be checked for internal injuries even if they have no visible or obvious symptoms.

Environmental Precautions.

Do not discharge leakages into the drains/surface waters/groundwater, where possible and safe, prevent any fluid escape from entering surrounding watercourses. Absorb the substance with an absorbing agent such as earth, sand or other non-combustible, non-conductive material and dispose of it in a glass container or plastic bag.

Dispose of absorbed material in accordance with local regulations.

Fire residues and contaminated firefighting water must be disposed of in accordance with the local regulations

This is a summary, for a full list of safety information, precautions and actions, please refer to the SDS in the appendix

5. Stored Energy

Compressed Air.

AIR

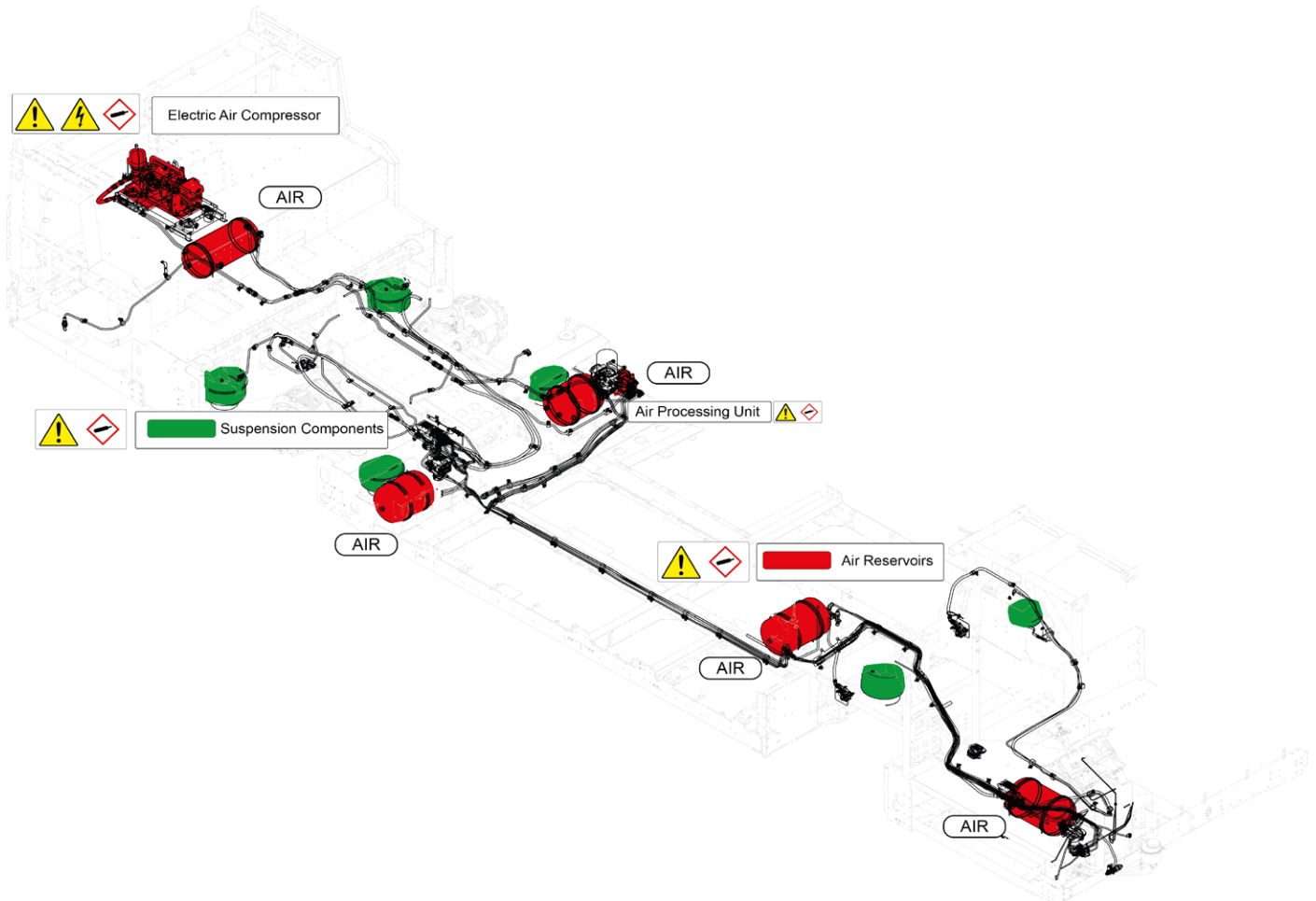
The vehicle uses compressed air for braking, suspension and assorted accessory tasks.

Air is supplied by a High-Voltage air compressor, through a drier and is stored in steel reservoirs distributed around the vehicle.

The air looms are made from PVC which is not fire-resistant and will deform and fail in the event of a fire, possibly resulting in the loss of air pressure.

The Air system runs at a maximum pressure of 10Bar / 130PSIG.



The rear-mounted compressor is connected to the HV system and will run on demand all the time the bus is turned on



Power Steering.

The vehicle is equipped with an electro-hydraulic power steering system. There is a HV pump below the driver's foot plate and a hydraulic reservoir mounted at the front of the vehicle.

In the event of a front impact, the hydraulic fluid may escape if the system is ruptured.



5. Stored Energy

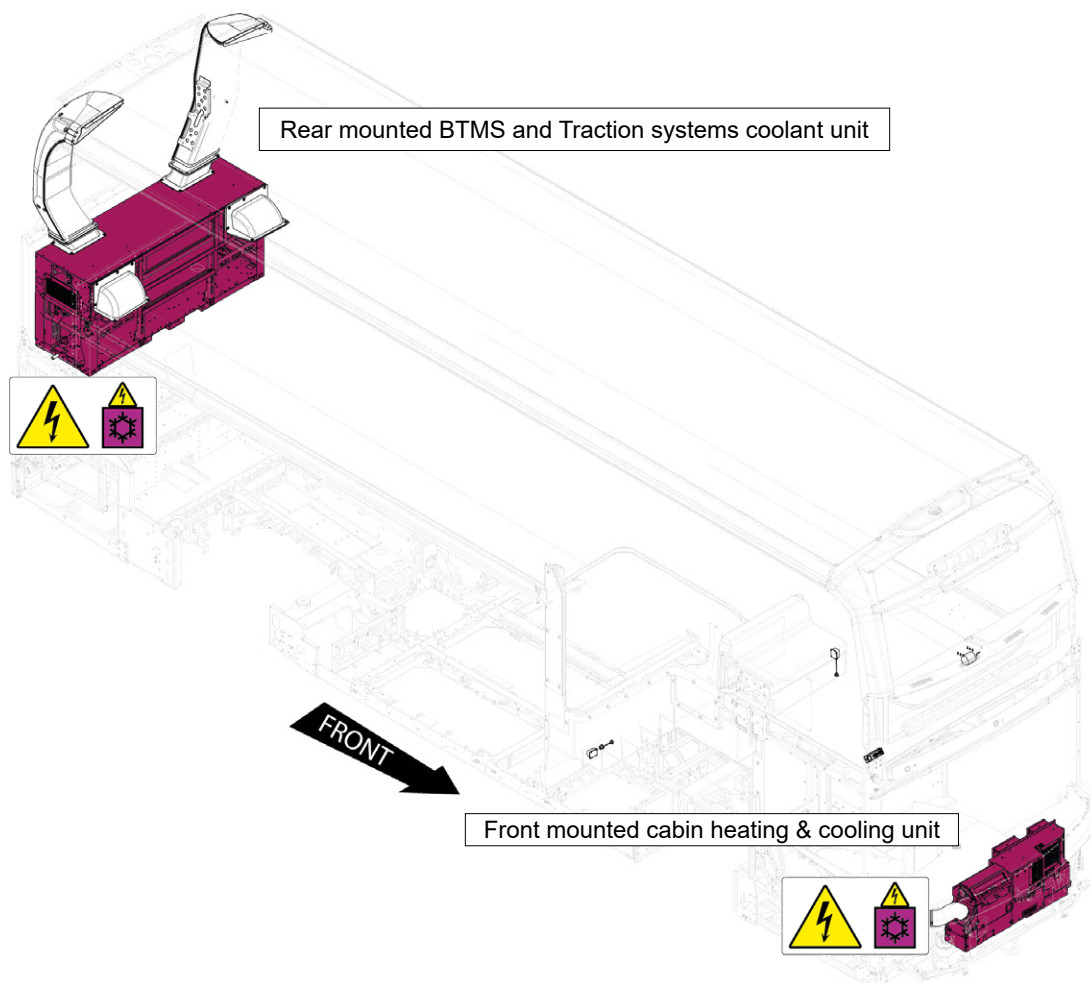
Air-conditioning Refrigerant Systems

There are several system components around the vehicle

BTMS - Battery thermal Management System plus Traction and other Drive Systems Cooling is carried out at the rear of the vehicle in a self-contained unit.

Driver and Cabin air-cooling is provided from a self-contained unit mounted at the front of the vehicle, below the windscreen.

There are no refrigerant hoses within the superstructure of the bus.



There is a compressed refrigerant present within the BTMS and the heating & cooling system.



R407C Refrigerant

H280 - Contains gas under pressure; may explode if heated

Caution: Contact with liquid or refrigerated gas can cause cold burns and frostbite

Please see the SDS in the appendix for full material details on the gas and fluids within these units.

The BTMS, traction cooling and the cabin heater & cooling unit use an ethylene-glycol based coolant.

This is supplied by Valvoline, under the name "OEM Advantage 48". Full SDS details are in the appendix.



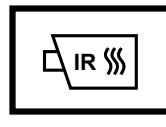

ETHYLENE GLYCOL

H302 - Harmful if swallowed.

H373 - May cause damage to organs (Kidney, Liver) through prolonged or repeated exposure if swallowed.

6. In Case of Fire

Do not submerge to extinguish fire



DO NOT SPRAY WATER DIRECTLY INTO THE DRIVE BAY.

Battery Product identification:

NMC lithium-ion battery pack

Chemical Class: ADR Class 9 – miscellaneous dangerous goods.

DO NOT USE WATER ON Li-Ion BATTERY FIRES:

CO₂, metal fire-ex powder or dry powder fire extinguishers are acceptable.

WARNING: Do not submerge vehicle to extinguish fire.

Battery Re-Ignition: Where a battery fire is experienced or suspected, monitor for at least 48 hours with thermal fire detection equipment, quarantine vehicle where necessary.

Drive Bay Fire Warning Light.

This dashboard light illuminates when one or more rear drive bay fire sensors or system is triggered.



Auto Fire Suppression System.

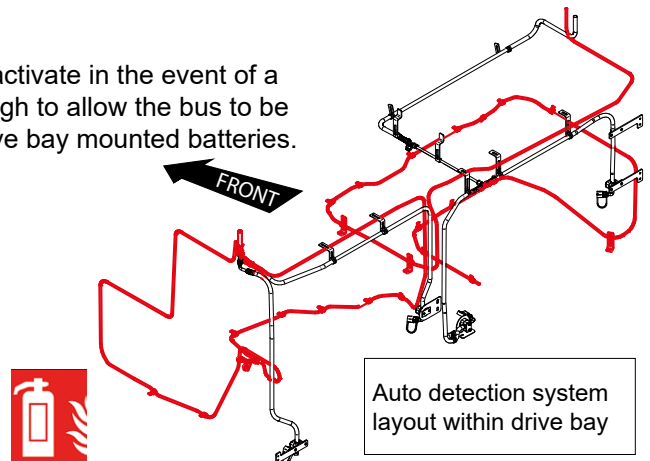
The fire suppression canister is located in the upper rear saloon behind the back row seats.

Access is via a removable panel.



Drive Bay Fire Suppression.

The detection and auto hoses and nozzles in the drive bay will activate in the event of a fire or extreme temperature spike to suppress the fire long enough to allow the bus to be safely stopped and evacuated. The hoses surround the rear drive bay mounted batteries.



Hand-held Fire Extinguisher.

There is a hand-operated dry powder fire extinguisher mounted behind the driver in the cab.

This can be used to assist safe exit of passengers from the bus in the event of an internal fire.



6. In Case of Fire

Battery Pack Access From Outside The Bus.

When monitoring the vehicle with thermal imaging equipment, these are the areas most likely to be at risk from any HV battery issues

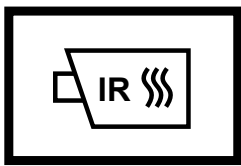
The hashed areas highlight where a thermal imaging monitor may be able to detect an overheating battery.

There is a battery pack under the side destination display, over the front nearside wheel.

The floor of the bus has battery packs within the structure.

The rear nearside flank has batteries within the frame of the bus.

From the rear, the drive bay has 3 locations with batteries mounted.




The floor of the bus has battery packs within the structure.

The front side of the bus has batteries located over the wheel, mounted behind the driver.


There is a battery pack located just behind the driver's side front wheel, above the floor-mounted packs.



Left hand rear side battery locations



Rear drive bay battery locations



6. In Case of Fire

Fire where batteries are NOT damaged.

Recommendations for extinguishing an electric vehicle fire:

- Secure the surroundings (prevent access to the fire by outsiders).
- Keep a suitable distance from the fire, pay attention to the wind direction and do not approach “upwind”.
- Extinguish the vehicle with water or foam.

Recommendations for extinguishing traction batteries with non-damaged casings:

- Extinguish with plenty of water (fire takes a long time to extinguish).
- Extinguish from a distance of at least 1 metre from the battery.
- Do not open or break the battery casing.
- Check the fire with a thermal imaging camera.

WARNING.

If using water to extinguish/suppress an HV battery, use a large volume of water. Using only a small amount could allow dangerous toxic gases to be released. If a Lithium Ion HV battery is involved in a fire, there is a possibility that it could reignite after extinguishing. If available, use thermal imaging to monitor the battery. Do not store a vehicle containing a damaged or burned Li-Ion HV battery in or within 50 feet of a structure or other vehicle until the battery can be discharged. Re-ignition of fire in an HV battery pack is typically accompanied by “whooshing” or “popping” sounds, followed by off-gassing of white smoke and/or electrical arcs/sparks that reignited with visible flames/fire. Re-ignition can occur again.

NOTE.

Because HV batteries are in protective cases, it is very difficult to get any extinguishing agent directly onto the burning cells. The application of large volumes of water may cool the HV battery case sufficiently to prevent the propagation of fire to adjacent cells. Continuous application of water on a localized area of the battery for a prolonged period before moving to another section of the battery provides for quicker extinguishing. Continue to apply water even after the visible flame is no longer present to properly cool the HV battery pack and prevent/reduce the risk of re-ignition. Anticipate longer fire suppression times once the HV battery is involved due to the difficulty in accessing the burning material inside the battery case.

Event of battery fire where battery case is, or may be, damaged.

Extinguishing media

Follow local fire protection regulations. CO₂, metal fire-ex powder or dry powder extinguisher are recommended by the battery manufacturer. When the battery is on fire then water is allowed only for cooling the casing of the battery. When the battery is open and cells are visible, water is FORBIDDEN. Non-water extinguishing media only to be used directly on the cells.

Special hazards arising from the substance or mixture

Hazardous combustion products: carbon monoxide, carbon dioxide, lithium oxide fumes.

Fire as the result of collision/ road accident/ severe impact

- In case of severe impact/shock (even when there is no visible damage) inform the fire brigade immediately; give information about the vehicle- state clearly that the vehicle is electric, inform about the type of potential fire and burning substance - chemistry inside battery cells; the short circuit is possible due to broken battery insulation even after vehicle power shut off.
- Do not extinguish battery fire. The risk of toxic vapour inhalation and severe burns is too high.
- Remain at the disposal of the fire brigade when they arrive.

6. In Case of Fire

Fire in a storage area

- Storage area should be prepared and equipped according to the local fire prevention inspector's prescription in compliance with effective local laws. The area is recommended to have CO₂, metal fire-ex powder or dry powder fire extinguishers (2 pieces, capacity – 6 kg), personal protective equipment: respirators, and dielectric insulating gloves.
- Battery fire danger is not recognized only by sparks and flames. Other potential fire symptoms are leaking fluids, increased temperature, and disturbing sounds such as bubbling or gurgling inside the battery.
- Remain upwind of the fire.
- Call for medical help and provide first aid to the injured.
- Call the fire brigade and inform them about the accident; give them information about the vehicle- state clearly that the vehicle contains lithium-ion batteries, inform them about the type of fire and burning substance - chemistry inside battery cells.
- Remain at the disposal of the fire brigade when they arrive.
- Do not extinguish battery fire yourself unless you have specialised equipment and attended the training. The risk of toxic vapour inhalation and severe burns is too high.
- To minimise damage to company goods and property before the fire brigade arrives, use personal protective equipment when extinguishing the fire (as prescribed by local fire prevention inspector, where applicable).
- Prevent the inhalation of toxic gas and carry out extinguishing actions from windward.
- The fire should be extinguished by the fire brigade with suitable extinguishing media.

Fire during charging

- Battery fire danger is not only recognized by sparks and flames, but potential fire symptoms are leaking fluids, increased temperature, and bubbling or gurgling sounds inside the battery.
- If it is safe to disconnect power from the battery (disconnect from the grid/ disable current flow in the battery) – use an emergency power disconnect switch in the building/ area.
- Remain upwind of the fire.
- Call for medical help and provide first aid to the injured.
- Call the fire brigade and inform them about the accident; give them information about the vehicle- state clearly that the vehicle is electric, inform them about the type of fire and burning substance - chemistry inside battery cells.
- Remain at the disposal of the fire brigade when they arrive.
- Do not extinguish battery fire yourself unless you have specialized equipment and attended the training. The risk of toxic vapour inhalation and severe burns is too high.
- To minimise damage to company goods and property before the fire brigade arrives use prescribed by local fire prevention inspector personal protective equipment when extinguishing a fire. Prevent the inhalation of toxic gas and carry out extinguishing actions from windward.
- The fire should be extinguished by the fire brigade with suitable extinguishing media.

Additional advice for firefighters

- Use self-contained breathing apparatus.
- Wear a fully protective suit.
- Cool unbroken containers at risk with a water spray jet.
- Fire residues and contaminated firefighting water must be disposed of in accordance with local regulations.

Storage of damaged batteries

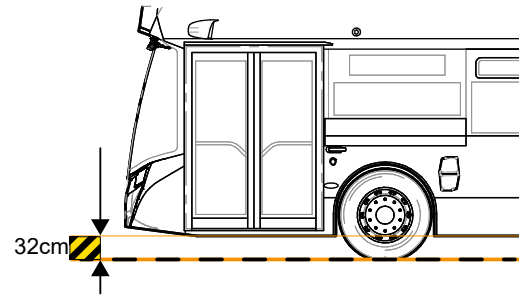
After the accident, immediately isolate the battery in a safe place. If the battery starts to emit an unusual smell, develop heat, change shape/geometry, emit disturbing sounds, or behave abnormally it may indicate a problem.

In this case, the battery must be given special attention. Additionally, damaged batteries must be stored in a well-ventilated area and protected from third-party access. They must be separated from other batteries. If there is a fire hazard involved, inform the fire brigade and the manufacturer immediately. The storage area must be equipped with a fire extinguisher applicable to this battery. For safety reasons damaged batteries/cells should not be stored at the user's facilities. They should be disposed of in compliance with applicable regulations. It is also recommend storing the battery after the fire in a special crate in a quarantine zone.

7. In case of Submersion

Floodwater or Fording.

Maximum wading depth under normal usage should not exceed 32cm.



Deeper Immersion. (Depths greater than 33cm)

If the depth of water exceeds 33cm or is unable to be determined, seek an alternative route.

Travel in deeper water can cause damage to critical systems including, but not limited to, HV systems, and could lead to dangerous exposure to high voltages as well as causing breakdowns.

If the vehicle has been fully immersed in water for longer periods (in excess of 30 minutes), contact Alexander Dennis for details on how to deal with the battery packs.

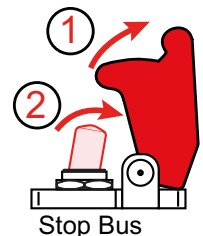
In the event of submersion (water is above the entrance ramp or over the rear bumper), proper PPE gear with a minimum arc flash rating of 8cal/cm² is required before approaching the rear of the vehicle.

If the REESS is submerged or partially submerged, a voltage hazard exists at the batteries and may exist between HV energized components. Avoid contact with HV components, cabling, or service disconnects on a submerged vehicle.

The front and sides of the vehicle do not pose a HV risk if partially submerged.

The vehicle should be retrieved from the water before other work is performed. Water levels below the bottom of the vehicle (less than 30cm) should not pose any HV risk.

1. Assess vehicle for risks.
2. Shutdown the vehicle by operating one of the the emergency stop switches (See page 11)
3. If accessible and where fitted, turn OFF the 24 VDC Battery Disconnect switch, located behind the battery access door below the driver's cab. (See page 12)
4. Avoid contact with High Voltage (HV) components.
5. Attend to any first aid needs.
6. Access to passengers can be gained through the entrance and exit doors, or side windows.



⚠ DANGER

High Voltage Cables are routed within the rear compartment and under the vehicle. If these cables become damaged or exposed during an accident, they may remain live. Ensure the High Voltage system is disabled following the process outlined in section 3, after recovering the vehicle from the water, and always before working in the area of damaged cables.

Storage following immersion:

The vehicle should be stored in a safe, covered location.

The bus should be locked out to prevent it being powered-up until all systems have been checked and certified safe to use by a qualified and approved engineer.

All water should be allowed to drain away and the vehicle dried thoroughly before any attempt is made to restore power to any system.

8. Towing / Transportation / Storage

When towing the vehicle, always follow the correct towing procedure as detailed below.

Towing Preparation : Preparing the bus

⚠ WARNING: There is no provision for rear towing on the bus.

Any recovery action that requires towing must be connected to the front of the vehicle only. Rearward recovery must only be undertaken by specialist personnel with equipment suitable for lifting the rear wheels in order to prevent damage to the vehicle.

When towing, the following functions are not available:

1. Power assisted steering
2. Compressed air supply
3. Recharging of the 24Volt vehicle battery

Preparations before towing the vehicle

1. Select neutral gear and apply parking brake.
2. Remove both half shafts (see over for details).
3. Attach vehicle to tow truck.
4. Release parking brake.
5. Turn off the ignition and master switches to power-off the bus.
6. Where applicable, turn off the 24V battery disconnect switch within the front battery compartment.
7. Disconnect the HV system by removing the Manual Service Disconnect (MSD) plugs at the rear.
8. Vehicle tow can now proceed.

Turning off the bus

1: Press the lower part of the ignition switch to turn off the bus. Switch will flash.

2: Press and release the master switch to turn off the main power. Switch will flash while the bus shuts down.




Always keep road speed as low as possible and do not exceed 25MPH maximum speed at any time.

To access the **Manual Service Disconnect** plugs within the High Voltage Junction Box, open the access door located at the rear of the bus on the left hand side. (Use T-key)

WARNING: Do not disturb the MSD plugs if the vehicle is on charge. Stop and remove charge supply before touching. Failure to do so may result in danger to life or damage to equipment.

On both MSD plugs:

Release the locking tabs before lifting the lever to 90°. Pull the plugs out of the High Voltage Junction Box. Store the MSD plugs safely inside the bus.

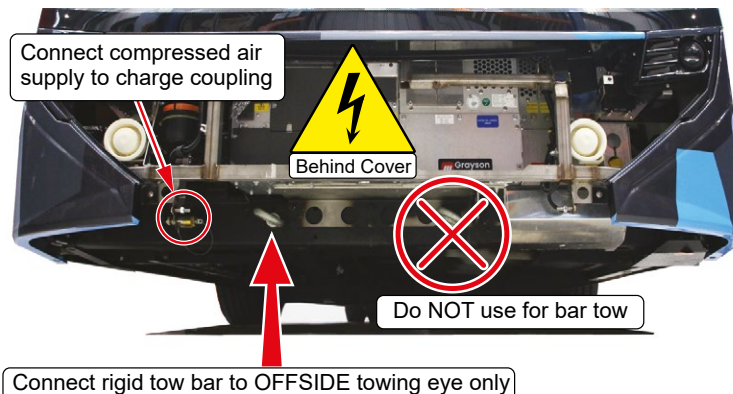


Accessing Towing Connections

To access the towing eye socket and compressed air charge coupling, open and remove the front panel. Store the panel safely inside the bus.



Open and lift panel out and away from the clips



Connect rigid tow bar to OFFSIDE towing eye only

For rigid bar towing, only the OFFSIDE eye must be used, as indicated, to prevent damage to the front components.

The vehicle may be towed using both front towing points and an A-Frame.

The towing eye should be screwed into the tapped sockets in the front crossmember.

An air coupling is located on the front of the vehicle to provide air to the braking system during the tow.



Towing Preparation: Releasing the park brake

⚠WARNING: In this condition the parking brakes are completely inoperative. Wheels **MUST** be chocked to prevent the vehicle from rolling.



The electronic parking brake will NOT be disengaged with an external air supply to the air charge point, so manual release of the spring brake actuators will be necessary

Internal access to the drive axle actuators is via access panels between the rear seats over the rear axle. Remove the outer panel to access the inner cover plate.



Remove one bolt from the inner cover plate and loosen the farthest one, to allow the plate to pivot out of the way so the spring brake release can be accessed.

Use a 24mm spanner or socket to wind the actuators off to release the brakes.



When the vehicle is towed, the rear half-shafts must be removed to prevent damage to the axle or drive motor. Alternatively the propshaft may be removed or the rear axle lifted off the road

Removing drive axle half-shafts

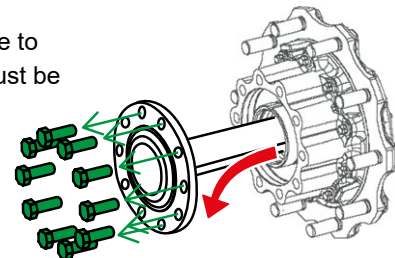
⚠WARNING: Proper consideration must be given to traffic conditions and the danger from passing traffic fully assessed and any necessary precautions taken before attempting to remove half shafts.

When towing, **both** axle half-shafts **MUST** be removed to prevent any damage to the axle or drive motor. When half-shafts are removed, the open axle ends must be temporarily plugged to prevent loss of oil.

The removed shafts should be stored safely inside the bus.

For towing purposes, there is no need to remove the wheels. Instructions here show wheels removed for clarity. Loosen screws on the flange shaft and pull out the half shaft.

Be prepared to catch any outfall of oil from the axle during this process.



Note: When the half shafts are removed, plug or cover both hubs.

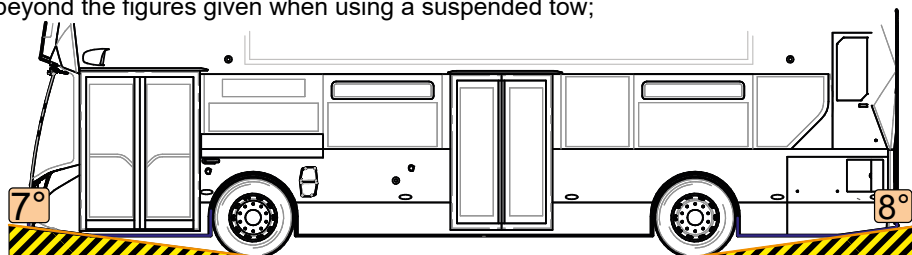
Suspended Towing

When carrying out a suspended tow in reverse, it is important to lock the steering in the "straight-ahead" position to prevent uncontrolled movement of the steering gear and front axle steering components.

The vehicle should not be lifted beyond the figures given when using a suspended tow;

Front lift angle not to exceed 7°

Rear lift angle not to exceed 8°



After Towing

See the service manual for correct procedures and torques when refitting the half-shafts to the axle. It is important to check the oil level of the axle after any towing procedure where the hubs are disturbed.

⚠WARNING:

When the tow procedure is complete, the spring brakes must be wound back on or the wheels chocked to prevent the bus from rolling away.

Vehicle Storage.

When storing the vehicle following a fire or crash follow the below instructions.

Procedure following a fire:

The vehicle should be quarantined in a safe, covered location, away from other vehicles.

Monitor the battery areas with thermal equipment for up to 48 hours to ensure there is no spontaneous reignition

All HV systems should remain disconnected and locked off until fully inspected by a qualified and approved engineer.

Any powder residue should be cleaned off to prevent any corrosion or other issues.

If water has been used to fight any fire, all affected systems must be thoroughly dried before any power is turned on.



Procedure following immersion in water: (See also: Section 7)

The vehicle should be stored in a safe, covered location.

Do not power-up the bus until all systems have been checked and certified safe to use by a qualified and approved engineer.

All water should be allowed to drain away and the vehicle dried thoroughly before any attempt is made to restore power to any system.

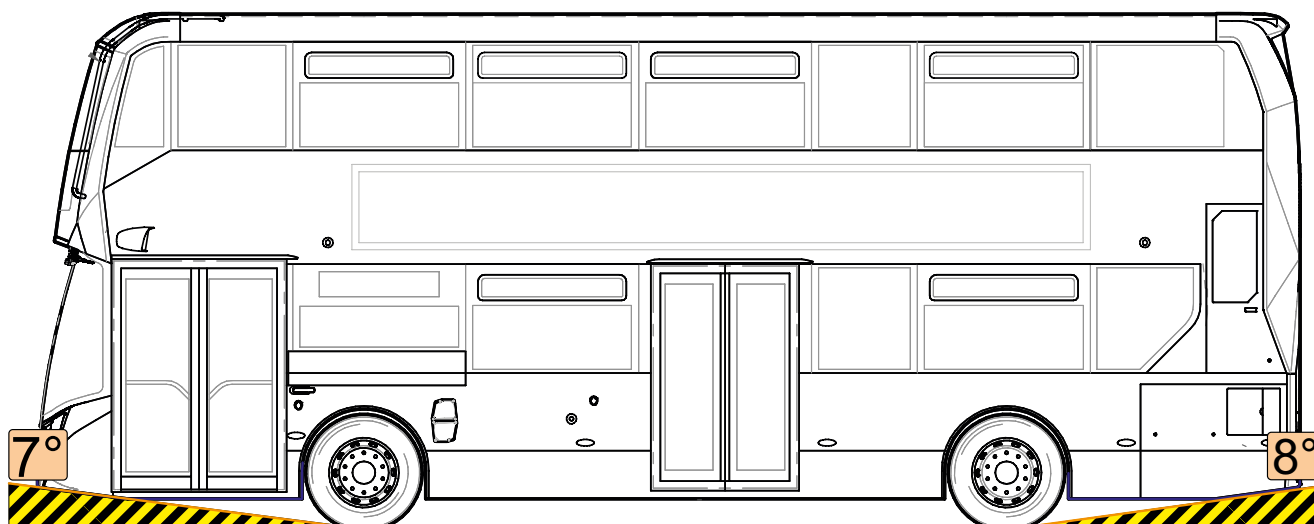
Suspended tow:

The vehicle should be not be lifted beyond the figures shown below when using a suspended tow;

Front lift angle not to exceed 7°

Rear lift angle not to exceed 8°

When carrying out a suspended tow in reverse, it is important to lock the steering in the “straight-ahead” position to prevent uncontrolled movement of the steering gear and front axle steering components.



8. Towing / Transportation / Storage

When storing the vehicle, always follow the correct storage disconnection procedure as detailed below.

Shutdown Procedure

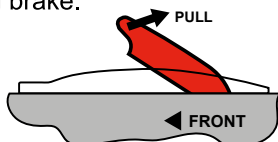
ALWAYS engage the parking brake before leaving the cab.

After operation remember to:

- Select 'Neutral'



- Apply the parking brake.



Turning off the Bus:

1: Press the lower part of the ignition switch to turn off the Bus. Switch will flash.

2: Press and release the master switch to turn off the main power. Switch will flash and the rundown sequence begins.



Short Term Vehicle Storage

24V Battery: Disconnect and Monitor

When it is necessary to store the vehicle for longer than 48 hours it is important to make sure the correct storage procedures are followed. Follow the 24v battery disconnection procedure.

Alexander Dennis recommend regular testing of the 24v battery system in order to maintain optimum battery performance and to reduce vehicle downtime. It is recommended that an industry suitable tester be used to determine the condition of the batteries on a regular basis.

The tester must be correctly suited to the task of testing an SLI lead-acid battery with up to 230Ah and 1200A CCA. A suggested example is the Midtronics inTELLECT EXP-1000 FHD Expandable Electronic Diagnostic Platform

24v Battery Disconnection

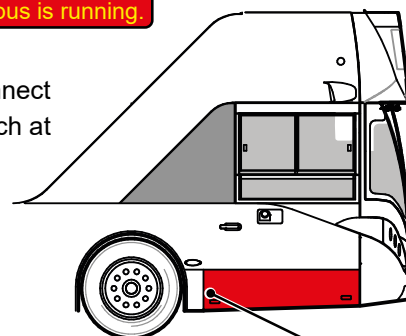
⚠ WARNING: DO NOT disconnect the batteries while the bus is running.

Battery access is via an access door at the front, below the driver's cab.


When the Timeout warning light turns off, it is safe to rotate the battery disconnect switch to the off position. Lift the flap and rotate the 24v Battery Disconnect switch at the rear of the tray to isolate the 24v supply.

If the Battery Disconnect Switch is unavailable:

Lift and secure the access door, release the antiluce fasteners, then slide the tray out to access the battery connectors and remove the negative connection. Secure cable to prevent accidental re-connection.



The 24v Battery Disconnect switch is at the rear of the battery compartment.



Longer Term Vehicle Storage

Traction Battery: Monitor SOC

Where the storage period is likely to exceed 30 days, in addition to the 24v monitoring, the HV batteries will also require checking as follows:


The vehicle should be stored with a traction battery SOC of 40% ($\pm 10\%$) at the start of the storage period. Li-Ion self-discharge is at around 4% per month, therefore charge level must be monitored over time and batteries charged if required.

Optimum temperature for storage is between 0°C and +25°C.

Humidity should not exceed 80%.

Before returning to service use, the batteries should be charged to 100% SOC

SOC Gauge



Safety Notes

Do not store vehicle if any battery pack is damaged, this must be investigated and rectified immediately.

Storage area should be equipped with fire extinguisher (CO2 or Dry Powder type)

9. Important Additional Information

Rear Impact Detection Sensor.

Following a collision:

In the case of a rear impact, the vehicle has a rear-mounted impact sensor that is triggered by excess G-forces.

The vehicle will not turn on and will display “Emergency Shutdown Active” symbol on the dashboard



The vehicle will display “Rear Impact Detection Sensor” symbol on the dashboard



There may be a text display in the centre of the screen showing the shutdown is active, and the reason. Use the I-Button to scroll through the messages.



The Rear impact sensor must be reset before the vehicle will turn on.

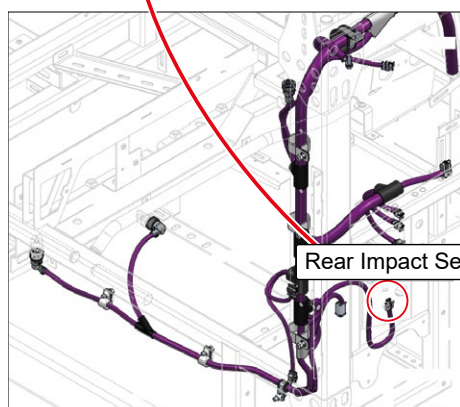
It is important to ensure there is no damage to any of the HV systems before the sensor is reset in order to prevent any accidental exposure of personnel to high voltages.



The sensor is located at the rear of the vehicle, behind the cooling pack, mounted directly to the frame.

Access to reset the switch is via the rear drive bay door.

CAUTION: Do not attempt to access this area if there is any damage to any part of the HV system in the drive bay. Damaged insulation or HV components may present an electrocution risk.



Rear Impact Sensor



To reset the crash sensor, push the button on the top of the unit.


10. Explanation of Pictograms Used

1. Propulsion Identification

Li-Ion / NMC Battery - Electric bus

Model designation display not guaranteed.

2. Immobilisation / stabilisation / lifting



Suspension controls in driver's switch area.

Safe lifting points.

3. Disable direct hazards / safety regulations



Disconnect High Voltage.



Disconnect Low Voltage.

4. Access to the occupants



Door access control - two exit doors.


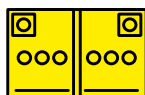


Five break glass exits in upper saloon, three in lower saloon.



Steering wheel control on driver's footplate.

5. Stored energy



6. In case of fire



7. In case of submersion



As for [Section 3: Disable Direct Hazards](#)

Follow all recommended safety routines once out of the water.

8. Towing / transportation / storage



Disconnect High Voltage.



Disconnect Low Voltage.

Extra information.

The appendix to this document contains extra information (as Safety Data Sheets) as follows:

1. HV Battery pack info
2. Valvoline coolant (Valvoline OEM ADV48)
3. R407C refrigerant (BOC gasses)
4. Hydraulic steering oil (Fuchs Titan ATF 4000)
5. Flooded Lead acid 12V battery (Varta)



Disclaimer

This manual applies to the vehicle model(s) stated on the front cover and is deemed to be part of the vehicles supplied by Alexander Dennis.

This manual may not be shared with third parties without our prior approval.

This manual should be kept with the relevant vehicle(s) and if the vehicle(s) are sold, it should be passed on to any subsequent owner. Where the manual includes specifications for different vehicle models, some items may not apply to your specific vehicle.

Use of and access to AD24 and AD Connect is subject to our Terms of Service.

All intellectual property rights in this manual are owned by us and our licensors. We and our licensors reserve all our intellectual property rights (including, but not limited to, all copyright, trademarks, domain names, design rights, database rights, patents, and all other intellectual property rights of any kind) whether registered or unregistered anywhere in the world.

No part of this manual may be translated, copied, modified, adapted, reprinted or reproduced or utilised in any material form either in whole or in part or by any electronic, mechanical or other means, now known or invented in the future, including photocopying and recording, or in any information storage and retrieval system, without prior permission in writing from Alexander Dennis.

This manual does not apply to any non-Alexander Dennis parts or components. Any references in this manual to any non-Alexander Dennis parts or components is for information only.

All liability of Alexander Dennis in connection with this manual (regardless of whether such liability arises in tort, contract or in any other way and whether or not caused by negligence or misrepresentation) for any loss or damage, costs, expenses, or other claims (including but not limited to special, direct, indirect, or consequential loss or damage) is excluded to the fullest extent permitted by law.



**ALEXANDER
DENNIS**

Alexander Dennis Limited, registered in Scotland (Company Number SC268016)
with its registered office at 9 Central Boulevard, Larbert, FK5 4RU, United Kingdom

SDS information

1. HV Battery pack info	Page 3 - 25
2. Hydraulic steering oil (Fuchs Titan ATF 4000)	Page 27 - 36
3. R407C refrigerant (BOC gasses)	Page 39 - 56
4. Valvoline coolant (Valvoline OEM ADV48)	Page 59 - 81
5. Flooded Lead acid 12V battery (Varta)	Page 83 - 93



Material Safety Data Sheet 640-257

Document type / Typ dokumentu	MSDS
Project / Projekt	640-257
Device version / Wersja sprzętu	K – all variants
Contact person / Osoba kontaktowa	Szymon Majewski
E-mail address / Adres e-mail	szymonmajewski@icpt.pl
Telephone number / Numer telefonu	+48 22 758 68 65
Support / Wsparcie techniczne	support@icpt.pl

Applicable battery variants	Part numer
K Master	640-257-A-*
K Slave	640-257-B-*
K Slave-end	640-257-E-*

* - any following character

Modification log / Rejestr modyfikacji			
Version / Wersja	Description / Opis	Author / Autor	Approved by / Zatwierdził
v_0_01	- material safety data sheet of battery pack	Szymon Majewski	Jeżeli to pole jest puste to dokument powinien być traktowany jako NIEZATWIERDZONY. If this field is empty then document should be considered as NOT APPROVED.



Table of contents

1. Chemical product and company identification 5

1.1. Product identifier 5

1.2. Relevant identified uses of the substance or mixture and uses advised against..... 5

1.2.1. Relevant uses..... 5

1.2.2. Uses advised against..... 5

1.3. Details of the supplier of the material data sheet 5

1.4. Emergency telephone numer 5

2. Hazard identification 6

2.1. Summary of danger 6

2.2. Classification of the substance or mixture [REGULATION (EC) No 1272/2008] 6

2.3. Label elements 6

2.4. Other hazards 7

3. Composition/information on ingredients 7

4. First – aid measures..... 8

4.1. Description of first aid measures 8

4.2. Most important symptoms and effects, both acute and delayed..... 9

4.3. Indication of any immediate medical attention and special treatment needed 9

5. Fire – fighting measures 10

5.1. Extinguishing media 10

5.2. Special hazards arising from the substance or mixture 10

5.3. Advice for firefighters..... 10

Fire fighting procedures for user:..... 10

6. Accidental release measures..... 12

6.1. Personal precautions, protective equipment and emergency procedures..... 12

6.2. Environmental precautions 12

6.3. Methods and material for containment and cleaning up 13

6.4. Reference to other sections 13

7. Handling and storage 13

7.1. Precautions for safe handling 13

7.2. Conditions for safe storage, including any incompatibilities 13

7.3. Specific end use(s) 15

8. Exposure controls and personal protection 15

Exposure controls	15
9. Physical and chemical properties	16
Appearance.....	16
Odour.....	16
Odour threshold	16
pH	16
Freezing/melting point	16
Boiling point.....	17
Flash point	17
Evaporation rate	17
Flammability (solid, gas)	17
Upper/lower flammability or explosive limits	17
Vapour pressure and reference temperature	17
Vapour density	17
Relative density	17
Solubility in water	17
Partition coefficient: n-octanol/water	17
Auto-ignition temperature	17
Decomposition temperature	17
Viscosity	17
10. Stability and reactivity	18
10.1. Reactivity	18
10.2. Chemical stability	18
10.3. Possibility of hazardous reactions	18
10.4. Conditions to avoid.....	19
10.5. Incompatible materials.....	19
10.6. Hazardous decomposition products.....	19
11. Toxicological information	20
11.1. Information on toxicological effects.....	20
12. Ecological information.....	20
12.1. Toxicity.....	20
12.2. Persistence and degradability	21
12.3. Bioaccumulative potential.....	21
12.4. Mobility in soil	21



12.5.

Results of PBT and vPvB assessment.....

21

12.6.

Other adverse effects

21

13.

Disposal considerations.....

21

13.1.

Waste treatment methods.....

21

14.

Transport information

21

14.1.

UN numer

21

14.2.

UN proper shipping name

22

14.3.

Transport hazard class(es).....

22

14.4.

Packing group

22

14.5.

Environmental hazards.....

22

14.6.

Special precautions for user

22

15.

Regulatory information

23

15.1.

Safety, health and environmental regulations/legislation specific for the substance or mixture

23

15.2.

Chemical safety assessment.....

23

16.

Other information

23

1.1.1

General disclaimer.....

23

1. Chemical product and company identification

Sections from 2 to 13 are based on information from battery modules manufacturer and relate mainly to modules, which are the most dangerous component of ICPT battery system if not used correctly or damaged. Other battery system components do not pose danger to battery users.

1.1. Product identifier

640-257 NMC lithium-ion battery pack

Chemical class: ADR Class 9A – miscellaneous dangerous goods

Synonym: Li-ion

1.2. Relevant identified uses of the substance or mixture and uses advised against

1.2.1. Relevant uses

The battery system can be used only in prototype vehicles system i.e. as power supply source.

1.2.2. Uses advised against

None known.

1.3. Details of the supplier of the material data sheet

Name	Impact Power Clean Technology S.A.
Address	ul. Świętokrzyska 30/63 00-116 Warszawa Poland
Office address	Aleje Jerozolimskie 424A 05-800 Pruszków Poland
Shipping address	ul. Jarzębinowa 12 05-800 Pruszków Poland

1.4. Emergency telephone number

+48 22 758 68 65

2. Hazard identification

2.1. Summary of danger

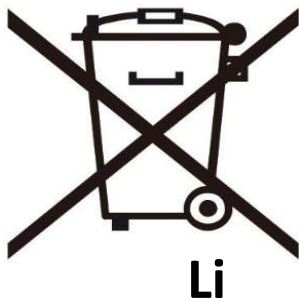
Warning, do not open or remove, do not expose to flame or open fire. Do not mix batteries with different models, different chemical properties or different types. There is a danger of explosions and burns under the conditions of fire. Do not short-circuit, squeeze, burn or disassemble the battery.

2.2. Classification of the substance or mixture [REGULATION (EC) No 1272/2008]

Flam. Liq. 3:	H226 Flammable liquid and vapour.
Skin Corr. 1:	H314 Causes severe skin burns and eye damage.
Eye Dam. 1:	H318 Causes serious eye damage.
Acute Tox. 4:	H302 Harmful if swallowed.
STOT RE 1:	H372 Causes damage to organs through prolonged or repeated exposure.
Aquatic Chronic 3:	H412 Harmful to aquatic life with long lasting effects.
Skin Sens. 1:	H317 May cause an allergic skin reaction.

2.3. Label elements

Please observe all warning labels and notifications on the battery package and enclosure.
Exemplary data plate containing the set of basic battery pack parameters, as required by law.



Crossed out wheellie bin symbol explains that after use batteries should be taken to separate collection for recycling. Do not dispose of them as unsorted municipal waste. Refer to chapter “Used batteries” for details on the recycling procedure.

“Li-ion” is the description of electrochemical system of battery pack



Black universal recycling symbol U+267B



Warning against electric shock.

Exercise caution when connecting the battery pack to the system. Mind the stickers at each connector on the battery pack front panel.

Please follow all safety symbols on battery enclosure/package.

2.4. Other hazards

Physico-chemical hazards

At temperatures over 70 °C risk of bursting and withdrawal of electrolyte liquid exists. When a cell is exposed to an external short-circuit, it will cause heat generation and ignition. Reactions of the electrolyte and the electrodes with water and humidity are possible.

Human health dangers

The contained dangerous materials are not freely available for foreseeable use.

Other hazards

none

3. Composition/information on ingredients

The chemical components of the battery are enclosed in the container to have no hazard as a battery. The battery is a lithium ion battery and its improper use may cause deformation, leakage of electrolytes (liquid in the battery), overheating, bursting, fire, or generation of stimulus/corrosive gas. Be sure to observe the warning and instructions as these events result in injury and equipment failure. Due to the chemical composition of the lithium-ion battery belongs to the group of dangerous goods and requires special treatment.



In case of electrolyte leakage from the battery:

Acute toxicity: Oral (rat) LD50 >2g/kg (estimated per cell)

Irritation: Irritating to eyes and skin

Mutagenicity: Not specified

Chronic toxicity: Not specified

Composiition of Li-ion cell

Dangerous component	A range of concentration or concentration.	CAS NO.
NCM	32%-38%	/
carbon	0.5%-2.0%	7440-44-0
copper	5%-10%	7440-50-8
graphite	18%-24%	7782-42-5
Polyvinylidene fluoride	0.1%-1%	24937-79-9
aluminum	10%-15%	7429-90-5
Ethylene carbonate	15%-20%	96-49-1
lithium	1%-4%	7439-93-2

The concentrations of the ingredients are valid for cells. They are not for the complete system. The structural design of the cells prevents the release of the hazardous media contained therein when the unit is used for its intended purpose.

4. First – aid measures

4.1. Description of first aid measures

General first aid actions

Apply existing general rules concerning first aid. Especially, observe the following guidelines:

- Move the injured to a safe place (at least 50 meters from the dangerous area) in the fresh air.
- Perform cardiorespiratory resuscitation (CPR) if the victim is not breathing.
- Call emergency medical service.

Electrolyte exposure

An electrolyte is a chemical substance contained in battery cells. Due to mechanical damage, the substance may leak outside the battery enclosure. Electrolyte leaking from the battery emanates a typical sweet odour.

Actions:

- Consult a doctor immediately.
- Remove the victim into fresh air and keep him calm.
- Remove and isolate contaminated clothing and shoes (of the injured and your own).
- In case of contact skin with electrolyte, immediately flush skin with lukewarm water with dishwashing soap or soap until medical help arrives; flush eyes with running water until medical help arrives. Consult a doctor if skin irritation persists.
- In case of contact eye with electrolyte rinse cautiously with water for several minutes. Remove contact lenses, if present and easy to do. Continue rinsing. Shield unaffected eye. If eye irritation persists get medical advice/attention.
- In case of electrolyte swallowing do NOT induce vomiting. Swallowing may cause gastrointestinal tract burns, nausea, and vomiting.
- After inhalation of vapour or swallowing of electrolyte seek medical help immediately.
- Inform medical personnel of substances and materials involved. Ensure they took appropriate precautions to protect themselves.

Electric shock

- Person after electric shock should be checked for internal injuries even if he or she has no obvious and visible symptoms.

4.2. Most important symptoms and effects, both acute and delayed

No information available.

4.3. Indication of any immediate medical attention and special treatment needed

Electrolyte exposure

- Wear protective gloves.
- Remove and isolate any clothing which had contact with electrolyte.
- Make sure you only use medicinal products which do not irritate patient's wounds and do not trigger chemical reaction with electrolyte within wounds.

Electric shock

- Do not assume the patient to be well after surviving an electric shock. Even when (s)he is conscious hospitalization and examination of internal organs are needed.



5. Fire – fighting measures

5.1. Extinguishing media

According to local fire protection regulations. CO₂, metal fire-ex powder or dry powder extinguisher are recommended by the battery manufacturer. When the battery is on fire then water is allowed only to a cooling casing of the battery. When the battery is open and cells are visible, water is forbidden extinguishing media to be used directly on the cells.

5.2. Special hazards arising from the substance or mixture

Hazardous combustion products: carbon monoxide, carbon dioxide, lithium oxide fumes.

Conditions under which flammability could occur are mechanical damage of battery enclosure, vehicle collision, overcharge, significant rise of temperature in battery pack cells, etc.

5.3. Advice for firefighters

Prevent the inhalation of toxic gas and carry out extinguishment from the windward.

Proceed according to local fire regulations.

Special hazards arising from the substance or mixture:

- Hydrogen fluoride (HF)
- Risk of formation of toxic pyrolysis products
- Bursting batteries can be forcibly projected from a fire

Fire fighting procedures for user:

Fire as the result of collision/ road accident/ severe impact

- Each vehicle should be equipped with extinguishing agents and safety equipment according to effective local fire protection regulations. It is recommended that each vehicle running on lithium-ion batteries has CO₂, metal fire-ex powder, or dry-powder fire extinguishers on board.
- In case of severe impact/shock (even when there is no visible damage) inform fire brigade immediately; give information about the vehicle- state clearly that the vehicle is electric, inform about the type of potential fire (D) and burning substance - chemistry inside battery cells (section “Composition/information on ingredients” of this document); the short circuit is possible due to broken battery insulation even after vehicle power shut off.
- Do not extinguish battery fire. The risk of toxic vapour inhalation and severe burns is too high.
- Remain at the disposal of the fire brigade when they arrive.

Fire in a storage area

- Storage area should be prepared and equipped according to local fire prevention inspector prescription in compliance with effective local laws. It is recommended that the area has: CO₂, metal fire-ex powder or dry powder fire extinguishers (2 pieces, capacity – 6 kg), and personal protective equipment: respirators, dielectric insulating gloves. Water extinguishers are forbidden.

- Battery fire danger is not recognized only by sparks and flames. Other potential fire symptoms are leaking fluids, increased temperature, and disturbing sounds such as bubbling or gurgling inside the battery.
- Remain upwind of the fire.
- Call for medical help and provide first aid to the injured (see section “First – aid measures”).
- Call the fire brigade and inform them about the accident; give them information about the vehicle- state clearly that the vehicle contain lithium-ion batteries, inform about the type of fire (D) and burning substance - chemistry inside battery cells (section “Composition/information on ingredients” of this document).
- Remain at the disposal of the fire brigade when they arrive.
- Do not extinguish battery fire yourself unless you have specialised equipment and attended the training. The risk of toxic vapour inhalation and severe burns is too high.
- To minimise damage to company goods and property before the fire brigade arrives use prescribed by local the fire prevention inspector personal protective equipment when extinguishing the fire. Prevent the inhalation of toxic gas and carry out extinguishment from the windward.
- The fire should be extinguished by the fire brigade with suitable extinguishing media.

Fire during charging

- Battery fire danger is not only recognized by sparks and flames but potential fire symptoms are leaking fluids, increased temperature, bubbling or gurgling sounds inside the battery.
- If it is safe to disconnect power from the battery (disconnect from the grid/ disable current flow in the battery) – use an emergency power disconnect switch in the building/ area.
- Remain upwind of the fire.
- Call for medical help and provide first aid to the injured (see section “First - aid measures”).
- Call the fire brigade and inform about accident; give them information about the vehicle- state clearly that the vehicle is electric, inform them about the type of fire (D) and burning substance - chemistry inside battery cells (section “Composition/information on ingredients” of this document).
- Remain at the disposal of the fire brigade when they arrive.
- Do not extinguish battery fire yourself unless you have specialized equipment and attended the training. The risk of toxic vapour inhalation and severe burns is too high.
- To minimise damage to company goods and property before the fire brigade arrives use prescribed by local fire prevention inspector personal protective equipment when extinguishing a fire. Prevent the inhalation of toxic gas and carry out extinguishment from the windward.
- The fire should be extinguished by the fire brigade with suitable extinguishing media.

Additional advice for firefighters

- Use self-contained breathing apparatus

- Wear a fully protective suit
- Cool containers at risk with water spray jet
- Fire residues and contaminated firefighting water must be disposed of in accordance with the local regulations

6. Accidental release measures

6.1. Personal precautions, protective equipment and emergency procedures

An electrolyte is a chemical substance contained in the battery cells. Due to mechanical damage, the substance may leak outside the battery enclosure. Electrolyte leaking from battery emanates a typical sweet odour. When it is detected the following steps apply:

- Lock - off contaminated area.
- Use personal protective equipment: safety glasses, gloves, solvent-resistant protective clothing.
- Keep people away and stay on the upwind side.
- Evacuate people to a safe distance of at least 50 meters.
- Use breathing apparatus if exposed to vapours/dust/aerosol.
- Call for medical help and provide first aid (see chapter “First - aid measures”).
- Call the fire brigade immediately after you detect the leakage.
- Take off clothes that have absorbed electrolyte and isolate contaminated clothing and shoes in a glass container.
- Do not touch or walk through spilled substance.
- Eliminate all ignition sources (no smoking, flares, sparks or flames in immediate area) if possible.
- If you are in possession of proper personal protective equipment as prescribed by local fire protection regulations you may absorb the substance with a sorbing agent such as earth, sand or other non-combustible, non-conductive material and dispose of it in a glass container or plastic bag.
- Inform fire brigade about the substance involved so they can efficiently fight fire or get rid of chemical substance residue.
- Leaking batteries and contaminated absorbent material should be placed in insulating containers or left outside the building for vapour to escape.
- Inform manufacturer.

6.2. Environmental precautions

Do not discharge leakages into the drains/surface waters/groundwater.

The contents of chemical modules are slowly bio-degradable as stated by the cell manufacturer.

6.3. Methods and material for containment and cleaning up

- Take up mechanically.
- If you are in possession of proper personal protective equipment as prescribed by local fire protection regulations you may absorb the substance with a sorbing agent such as earth, sand or other non-combustible, non-conductive material and dispose of it in a glass container or plastic bag.
- Dispose of absorbed material in accordance with the regulations.
- Leaking batteries and contaminated absorbent material should be placed in insulating containers or left outside the building for vapour to escape.

6.4. Reference to other sections

7. Handling and storage

7.1. Precautions for safe handling

Precaution measures concerning battery placement as well as storage area conditions are described in the subsection below.

Due to the weight of batteries, for moving them inside storage it is recommended to use a forklift.

To facilitate the lifting batteries should be placed in UN certified boxes.

7.2. Conditions for safe storage, including any incompatibilities

Precautions for safe handling

Be sure to comply with all the items described in the delivery specification and manual including below:

- Person who handles the battery is sure to take off metal articles such as a watch, put on protective gloves, and safety shoes.
- When connecting the cable to the battery be sure to use an insulated tool.
- Do not disassemble or modify the battery.
- Do not short circuit (+) and (-) terminals with conductive material.
- Do not throw the battery into the fire, or expose it to heating.
- Do not use or leave the cell near a fire or in a very hot place.
- Do not drive nails in the battery, or strike it with a hammer, or step on it in fear of deformation or damage to protection mechanisms.
- Do not expose the battery to strong shocks due to fall, or throw it.
- Do not use the cell exposed to shocks due to fall.
- Do not allow the battery to become wet with water or seawater or rain.
- Do not install the battery backwards so that the polarity is reversed.
- Do not charge nor discharge under unspecified conditions.
- Do not connect several batteries in series or parallel.



- When handling the battery, be sure to comply with the specified rules to connect the battery.
- Do not use or test damaged battery.
- When disorder in the cell or misuse causes abrupt battery temperature rise with gas emission or smoke or fire, cool it with sand or powdery fire extinguisher or CO2 extinguisher.
- During long-term storage be sure to keep the battery voltage properly in order not to make it below specified voltage. Before the start of operation in the vehicle, terminal voltage has to be checked by CAN interface if it is in operating range.
- Be sure to store the battery in the place where the battery could not be exposed to a raindrop, avoiding direct sunlight, hot-temperature, high humidity, place of the use of fire.

Handling practices and equipment:

- Storage room should be prepared and equipped according to local fire prevention inspector prescription in compliance with effective local laws. It is recommended that it is well ventilated and dry (explosion venting system), its walls are made of non-flammable materials, and its doors are at least 30-minute-rated fire doors.
- Other flammable materials should not be stored in the same area to prevent spread of potential fire.
- Optimal temperature range for long-term (longer than 14 days) storage is +15°C to + 25°C. Storage outside this range is not recommended.
- Allowed temperature range for short-term (≤ 14 days) storage is -30°C to 40°C.
- Humidity in storage place should not exceed 80%.
- Storage area should be prepared and equipped according to local fire prevention inspector prescription in compliance with effective local laws. It is recommended that the area has: CO2, metal fire-ex powder or dry powder fire extinguishers (2 pieces, capacity – 6 kg) and personal protective equipment: respirators, dielectric insulating gloves. Water extinguishers are forbidden.

Stored batteries – properties, storing position, protection

- It is recommended to store each battery pack in a UN38.3 certified box (the type of box for safe storage should be determined by local fire protection inspector or other authorised person) to isolate it from potential adverse thermal conditions and/or on a separate wooden pallet to enable quick transfer of battery to an isolated area/outdoors in case of internal heat/fire/short circuit symptoms.
- Battery connectors not protected against environmental factors (e.g. rain, snow, humidity) especially when signal and power harnesses have been disconnected, need to be covered with compatible hoods, counter connectors or connector caps. Remember to protect the detached power harness connectors with compatible hoods, counter connectors, connector caps.
- Lithium-ion battery should be stored being charged to 30%-50% of SOC. After 6-month storage battery SOC needs to be checked and recharged if needed.
- Li-ion battery self-discharge is around 2% of charge loss a month.
- Battery should be stored in the target operating position.
- Do not store adjacent to combustible materials.
- Protect from heat and overheating.
- Protect from sun.
- Store in a dry place.
- Ensure battery terminals are protected during storage.
- Protect from atmospheric moisture, water and contamination.

Storage of batteries to be diagnosed

Batteries that await manufacturer diagnosis, especially after a road accident or mechanically damaged, should be stored in a separate area/room in UN certified transport boxes.

Storage of batteries to be repaired

Batteries qualified for repair can be safely stored in UN certified boxes in the same room with new batteries.

Storage of used batteries

Used battery - is a battery that is no longer effective in terms of power-supplying its target application. In order to classify the battery as "used", a manufacturer's diagnosis is not required.

Used batteries can be safely stored in the same room with new batteries.

Storage of damaged batteries

Immediately isolate the batteries in a safe place if, during operation, they emit an unusual smell, develop heat, change shape/geometry, emit disturbing sounds or behave abnormally which may indicate a problem. Additionally damaged batteries must be stored in a well-ventilated area and protected from third-party access. They must be separated from other batteries. If there is a fire hazard involved - inform the fire brigade and the manufacturer immediately. The storage area must be equipped with fire extinguisher applicable for this battery.

For safety reasons damaged batteries/cells should not be stored at user's facilities. They should be disposed of in compliance with applicable regulations. Batteries qualified as permanently damaged shall be transported to the nearest waste recycling point.

7.3. Specific end use(s)

See product use, section 1.2

8. Exposure controls and personal protection

Exposure controls

Applicable control measures, including engineering controls:

- It is recommended to equip storage and mounting area with proper ventilation system in compliance with existing local fire protection regulations.
- Walls of storage area should be non-flammable, doors should be at least 30-minute rated fire doors.
- If not agreed otherwise any mounting, service and repair works should be performed by authorised and trained personnel only.
- Operation manual describing safety procedures is available to handling personnel/ bus driver at all times.
- Battery pack is contained in insulating housing.
- Battery packs are transported and stored in insulating UN38.3 certified boxes.

Personal protection measure for each exposure route:

Personal protective equipment should be compliant with existing local fire protection regulations. The below sections contain battery manufacturer recommendations.



PPE for electrolyte exposure and toxic fumes exposure:

- Lock off the contaminated area
- Use personal protective equipment: safety glasses, gloves, solvent-resistant protective clothing
- Keep people away and stay on the upwind side
- Use breathing apparatus if exposed to vapours/dust/aerosol

PPE for electric shock

dielectric insulating gloves, insulating shoes

9. Physical and chemical properties

9.1. Lithium-ion Cell

Appearance

Lithium Ion Rechargeable Cell (Prismatic)

Nominal Voltage

Single cell - 3.7 V

Appearance

Lithium Ion Rechargeable Cell is stored in the plastic resin case or tube.

Nominal Voltage

The voltage value depends on the number of built-in batteries used in battery modules and battery pack.

Electrolyte

Appearance

Transparent liquid.

Odour

Smells like medical ether, a little bit sweet.

Odour threshold

No available information.

pH

No available information.

Freezing/melting point

No available information.

Boiling point

No available information.

Flash point

No available information.

Evaporation rate

No available information.

Flammability (solid, gas)

H226 Flammable liquid and vapour.

Upper/lower flammability or explosive limits

No available information.

Vapour pressure and reference temperature

No available information.

Vapour density

No available information.

Relative density

No available information.

Solubility in water

No available information.

Partition coefficient: n-octanol/water

No available information.

Auto-ignition temperature

No available information.

Decomposition temperature

No available information.

Viscosity

No available information.



9.2. Battery pack

Appearance

Rectangular painted stainless steel (1.4301) case containing electronics and lithium-ion cells.

Nominal Voltage

All variants – 222 V

Minimum Voltage

All variants – 180 V

Maximum Voltage

All variants – 261 V

Nominal energy

All variants – 39,29 kWh

Nominal capacity

All variants – 177 Ah

Storage temperature

All variants – -30 to +55 °C

10. Stability and reactivity

10.1. Reactivity

No available information.

10.2. Chemical stability

Product is stable under conditions described in section “Handling and storage”.

10.3. Possibility of hazardous reactions

- H319 Causes serious eye irritation
- H317 May cause an allergic skin reaction
- H411 Toxic to aquatic life with long lasting effects
- H312 Harmful in contact with skin
- H372 Causes damage to organs through prolonged or repeated exposure
- H318 Causes serious eye damage
- H314 Causes severe skin burns and eye damage
- H301 Toxic if swallowed
- H335 May cause respiratory irritation

H315 Causes skin irritation

10.4. Conditions to avoid

- Heat above 70°C
- Deformation-, mutilation-, crush- risk encouraging conditions
- Overcharge
- Short circuit
- Exposure to humid conditions over a long period (greater than 6 months)

10.5. Incompatible materials

- Oxidizing agents
- Alkalis
- Water

10.6. Hazardous decomposition products

- toxic fumes as the result of burning of chemical content of battery cells
- may form peroxides

Item	After thermal event [%]
CH ₄	4,00
C ₂ H ₄	6,60
C ₂ H ₂	0,04
C ₂ H ₆	1,51
C ₃ H ₈	0,41
C ₃ H ₆	0,15
C ₃ H ₄	0,01
i-C ₄ H ₁₀	3,42
n-C ₄ H ₁₀	2,77
I-C ₄ H ₈	0,09
N-C ₄ H ₈	0,18
C ₄ H ₆	0,10
trans-C ₄ H ₈	0,56
cis-C ₄ H ₁₀	0,01
1,3-C ₄ H ₆	0,01
H ₂	16,33
CO ₂	34,87
O ₂	1,17
N ₂	8,66



CO	19,60
----	-------

11. Toxicological information

Not applicable unless the battery is mechanically broken.

11.1. Information on toxicological effects

Vapor generated from burning batteries, may make eyes, skin and throat irritate.

Not required under normal conditions.

12. Ecological information

12.1. Toxicity

Composiition of Li-ion cell:

- Carbon LD50 :8000 mg/kg (Mouse transoral)
- Lithium LD50 :1000 mg/kg (Lntraperitoneal in mice)
- Ethylene carbonate LD50 : 10 g/kg (Rat's mouth)
- Skin irritation or corrosion : nothing
- Eye irritation or coeeosion : nothing
- Respiratory or skin allergy : nothing
- Mutagenicity of germ cells : nothing

Carcinogenicity :

- Carbon-According to ACGIH, IARC, NTP Not listed as a carcinogen
- Copper- According to ACGIH, IARC, NTP Not listed as a carcinogen
- Graphite-IARC: International research institutes have not confirmed that products containing 0.1% or more of the substance may be identified as human carcinogens.
- Polyvinylidene fluoride - IARC: International research institutes have not confirmed that products containing 0.1% or more of the substance may be identified as human carcinogens.
- Aluminum- According to ACGIH, IARC, NTP Not listed as a carcinogen
- Ethylene carbonate- IARC: International research institutes have not confirmed that products containing 0.1% or more of the substance may be identified as human carcinogens.
- Lithium- IARC: International research institutes have not confirmed that products containing 0.1% or more of the substance may be identified as human carcinogens.

- Reproductive toxicity : No data
- Specific target organ system toxicity (one contact) : No data
- Specific target organ system toxicity (Repeated contact) : No data
- Inhalation hazards : No data
- Pharmacokinetics, metabolism and distribution information : No data

12.2. Persistence and degradability

Not applicable.

12.3. Bioaccumulative potential

Not applicable.

12.4. Mobility in soil

Not applicable.

12.5. Results of PBT and vPvB assessment

Not applicable.

12.6. Other adverse effects

Ecological data of complete product are not available.

Do not discharge product unmonitored into the environment or into the drainage.

13. Disposal considerations

13.1. Waste treatment methods

Permanently damaged battery should not be reprocessed along with residential garbage. The disposal of lithium-ion batteries shall be carried out in compliance with the relevant laws and regulations of the country where the batteries are in service.

Note to vehicle manufacturer: report any permanently damaged/used batteries to ICPT S.A. at logistyka@icpt.pl and +48 22 758 68 65. Please refer to battery serial number, type, and year of production or purchase order number to facilitate the process. Mechanically damaged batteries should be kept outdoors at safe distance from other devices and vehicles.

Information from module manufacturer: it is recommended to fully discharge the battery, use up the metal lithium from the inside of battery.

14. Transport information

Land, air, and sea transport of lithium batteries is regulated by local and international laws.

14.1. UN numer

As lithium-ion battery contains lithium, it is defined as dangerous good number UN3480, class 9 (Miscellaneous dangerous substances and articles, including environmentally hazardous substances) according to classification adopted in document „Recommendations on the transport of dangerous goods Vol. I”. Criteria of UN „Manual of tests and criteria”, section 38.3. as well as other effective laws are applied to transport of lithium-ion batteries. It refers to transport across Europe itself and all around the world.



14.2. UN proper shipping name

The battery is made from YXE8A3-174Ah-1P4S-355 modules which are UN38.3 certified.

14.3. Transport hazard class(es)

Battery packs belong to ADR Class 9A - miscellaneous dangerous goods.

14.4. Packing group

Battery should be packed into appropriate and dedicated packaging which meets regulations specified in Packing Instruction P903, in document „Recommendations on the transport of dangerous goods Vol. II”. Packaging needs to meet the quality requirements of packing group II.

14.5. Environmental hazards

Please refer to sections “Composition/information on ingredients” and “Ecological information”.

14.6. Special precautions for user

Before unpacking

Before unpacking make sure that:

- the packaging is not damaged in any way,
- the package content reflects the waybill list and your order specification.

The connectors’ covers should not be removed from battery from the moment of unpacking of the battery till its connection to charging equipment or its placement in target device/vehicle.

General transport and lading information

For land and sea transport of prototype li-ion batteries (up to 200 pieces of a given type) it is required to attach to the parcel the battery data sheet, MSDS, declaration of qualified institution dealing with packing and clearance of dangerous goods e.g. DGM.

ICPT batteries have necessary approval of the Civil Aviation Authority of Poland. Air transport is possible via cargo aircraft. It is required to attach to parcel the battery data sheet, MSDS, and declaration of qualified institution dealing with packing and clearance of dangerous goods. The permission is not effective in case of transport to the USA. For the time of air transport each battery should be charged up to 30% of SOC in compliance with IATA Packing Instruction PI 965, chapter 11.

For sea transport of dangerous goods the guidelines of International Maritime Dangerous Goods Code (IMDGC) apply.

If possible protect battery connectors against water and short circuit with connector covers or counter connectors. Packaging should protect battery from mechanical damage and short circuit in transport.

Out of order batteries, which have been qualified for repair by authorised ICPT S.A. service team, have to be transported in UN certified boxes, packing group II.

15. Regulatory information

15.1. Safety, health and environmental regulations/legislation specific for the substance or mixture

Land, air, and sea transport of lithium batteries is regulated by local and international laws such as:

- “Recommendations on the transport of dangerous goods”
- UN “Manual of tests and criteria”
- IATA “Dangerous Goods Regulation”
- “International Maritime Dangerous Goods Code” (IMDGC).

15.2. Chemical safety assessment

No information available.

16. Other information

General disclaimer

This information contained in this safety instruction represents the best information currently available to ICPT based on its knowledge and experience as the manufacturer of the battery systems. Please follow strictly this instruction to ensure a safe usage, storage and handling of the product. It is advised that users of ICPT products take any suitable precautions to protect their life and health. ICPT does not accept any liability for any damages resulting from faulty use, unintended use or not following this safety instruction when using the product. In case you notice any irregularities of the product, please contact ICPT immediately on our emergency phone number. Should you have any questions related to the usage of the product please send us an e-mail at support@icpt.pl.

ICPT reserves the right to modify or update this safety instruction in order to adjust it to the laws, regulations and safety requirements.

SAFETY DATA SHEET

According to Regulation (EC) No. 1907/2006 (REACH) Article 31, Annex II as amended.

SECTION 1: Identification of the substance/mixture and of the company/undertaking

1.1 Product identifier

Product name: TITAN ATF 4000

1.2 Relevant identified uses of the substance or mixture and uses advised against

Identified uses: Lubricant

Uses advised against: No uses advised against identified.

1.3 Details of the supplier of the safety data sheet

Manufacturer / Supplier FUCHS LUBRICANTS GERMANY GmbH
Friesenheimer Str. 19
68169 Mannheim

Telephone: +49 621 3701-0 (ZENTRALE)
Fax: +49 621 3701-570

Contact for request of safety data sheets

E-mail: Automotive lubricants automotive-FLG@fuchs.com
Industrial lubricants industrie-FLG@fuchs.com
Telephone: +49 621 3701-0 (ZENTRALE)

Informing department for safety data sheets

E-mail: produktsicherheit-FLG@fuchs.com

1.4 Emergency telephone number: +49 621 3701-0 (Mo - Fr 08:00 - 16:00 Uhr)

SECTION 2: Hazards identification

2.1 Classification of the substance or mixture

The product has been classified and labelled as hazardous according to regulation (EU) 1272/2008 (CLP).

Classification according to Regulation (EC) No 1272/2008 as amended.

Environmental Hazards

Chronic hazards to the aquatic environment

Category 3

H412: Harmful to aquatic life with long lasting effects.

Hazard summary

Physical Hazards: No data available.

2.2 Label Elements



Product name: TITAN ATF 4000

Hazard Statement(s): H412: Harmful to aquatic life with long lasting effects.

Precautionary Statements

Prevention: P273: Avoid release to the environment.

Disposal: P501: Dispose of contents/container to an appropriate treatment and disposal facility in accordance with applicable laws and regulations, and product characteristics at time of disposal.

2.3 Other hazards: By handling of mineral oil products and chemical products no particular hazard is known when normal precautions (item 7) and personal protective equipment (item 8) are kept. The product may not be released into the environment without control.

SECTION 3: Composition/information on ingredients

3.2 Mixtures

General information: Mixture containing severely refined base oils and additives.

Chemical name	Identifier	Concentration *	REACH Registra- tion No.	Notes
Methacrylate copolymer	Confidential	1,00% - <5,00%	Confidential	
Base oil, low viscous	EINECS: 265-158-7	1,00% - <10,00%	01-2119487077-29	
Alkyl amine	EC: 620-540-6	0,25% - <1,00%	01-2119510877-33	
prim. alkanolamine ether	EC: 939-485-7	0,001% - <0,10%	01-2119974116-35	

* All concentrations are percent by weight unless ingredient is a gas. Gas concentrations are in percent by volume.
PBT: persistent, bioaccumulative and toxic substance.
vPvB: very persistent and very bioaccumulative substance.

Classification

Chemical name	Identifier	Classification
Methacrylate copolymer	Confidential	CLP: Eye Irrit. 2;H319
Base oil, low viscous	EINECS: 265-158-7	CLP: Asp. Tox. 1;H304
Alkyl amine	EC: 620-540-6	CLP: Skin Corr. 1C;H314, Eye Dam. 1;H318, Aquatic Acute 1;H400, Aquatic Chronic 1;H410, Acute Tox. 4;H302; M-Factor (aquatic acute): 10; M-Factor (aquatic chronic): 1
prim. alkanolamine ether	EC: 939-485-7	CLP: Acute Tox. 4;H302, Skin Corr. 1B;H314, Eye Dam. 1;H318, Aquatic Acute 1;H400, Aquatic Chronic 1;H410; M-Factor (aquatic acute): 100; M-Factor (aquatic chronic): 1

CLP: Regulation No. 1272/2008.

specific concentration limit

Chemical name	Identifier	specific concentra- tion limit	Hazard class	Hazard Category	Hazard state- ments
Methacrylate copolymer	Confidential	>= 75 %	Serious eye irritation	2	H319

MOVING YOUR WORLD



Product name: TITAN ATF 4000

For the wording of the listed hazard statements refer to section 16.

Please note that the mineral oils and petroleum distillates used in our products are severely refined and have a DMSO extract < 3% as measured by method IP 346 and are not classified as carcinogenic according to Note L of Annex VI of Regulation EC 1272/2008."

SECTION 4: First aid measures

General: Instantly remove any clothing soiled by the product.

4.1 Description of first aid measures

Inhalation: Supply fresh air; consult doctor in case of symptoms.

Eye contact: Promptly wash eyes with plenty of water while lifting the eye lids.

Skin Contact: Wash with soap and water.

Ingestion: Rinse mouth thoroughly.

4.2 Most important symptoms and effects, both acute and delayed: May cause skin and eye irritation.

4.3 Indication of any immediate medical attention and special treatment needed Get medical attention if symptoms occur.

SECTION 5: Firefighting measures

5.1 Extinguishing media

Suitable extinguishing media: CO₂, fire extinguishing powder or fog like water spraying. Extinguish larger fires with alcohol resistant foam or spray water with suitable surfactant added

Unsuitable extinguishing media: Water with a full water jet.

5.2 Special hazards arising from the substance or mixture: During fire, gases hazardous to health may be formed.

5.3 Advice for firefighters

Special fire-fighting procedures: Move container from fire area if it can be done without risk. Dispose of fire debris and contaminated fire fighting water in accordance with official regulations. Collect contaminated fire fighting water separately. It must not enter drains.

Special protective equipment for fire-fighters: Self-contained breathing apparatus and full protective clothing must be worn in case of fire.



Product name: TITAN ATF 4000

SECTION 6: Accidental release measures

- 6.1 Personal precautions, protective equipment and emergency procedures:

In case of spills, beware of slippery floors and surfaces.
- 6.2 Environmental Precautions:

Avoid release to the environment. Prevent further leakage or spillage if safe to do so. Prevent from spreading (e.g. by binding or oil barriers). Environmental manager must be informed of all major spillages. Do not allow to enter drainage system, surface or ground water.
- 6.3 Methods and material for containment and cleaning up:

Absorb with liquid-binding material (sand, diatomite, acidbinders, universal binders, sawdust). Dispose of the material collected according to regulations. Stop the flow of material, if this is without risk.
- 6.4 Reference to other sections:

See Section 8 of the SDS for Personal Protective Equipment. See Section 7 for information on safe handling See Section 13 for information on disposal.

SECTION 7: Handling and storage:

- 7.1 Precautions for safe handling:

Prevent formation of aerosols. Do not eat, drink or smoke when working with the product. Take usual precautions when handling mineral oil products or chemical products. Observe good industrial hygiene practices. Provide adequate ventilation.
- 7.2 Conditions for safe storage, including any incompatibilities:

Local regulations concerning handling and storage of waterpolluting products have to be followed. Do not heat up to temperatures close to the flash point.
- 7.3 Specific end use(s):

Not applicable

Storage Class: 10, Combustible liquids

SECTION 8: Exposure controls/personal protection

8.1 Control Parameters

Occupational Exposure Limits

Chemical name	Type	Exposure Limit Values	Source
Base oil, low viscous - Respirable fraction.	MAK	5 mg/m3	Germany. DFG MAK List (advisory OELs). Commission for the Investigation of Health Hazards of Chemical Compounds in the Work Area (DFG), as amended (2017)

8.2 Exposure controls

- Appropriate engineering controls:

Provide adequate ventilation. Ventilation rates should be matched to conditions. If applicable, use process enclosures, local exhaust ventilation, or other engineering controls to maintain airborne levels below recommended exposure limits. If exposure limits have not been established, maintain airborne levels to an acceptable level.

Individual protection measures, such as personal protective equipment

Product name: TITAN ATF 4000

General information:	Wash hands before breaks and after work. Use personal protective equipment as required. Personal protection equipment should be chosen according to the CEN standards and in discussion with the supplier of the personal protective equipment. The usual precautionary measures should be adhered to in handling the chemicals or the mineral oil products.
Eye/face protection:	Safety glasses (EN 166) recommended during refilling. Avoid contact with skin and eyes. Goggles/face shield are recommended. If risk of splashing, wear safety goggles or face shield.
Skin protection	
Hand Protection:	Material: Nitrile butyl rubber (NBR). Min. Breakthrough time: ≥ 480 min Recommended thickness of the material: $\geq 0,38$ mm Avoid long-term and repeated skin contact. Suitable gloves can be recommended by the glove supplier. Use skin protection cream for preventive skin protection. Protective gloves, where permitted in acc. to safety directions. The exact break through time has to be found out by the manufacturer of the protective gloves and has to be observed.
Other:	Do not carry cleaning cloths impregnated with the product in trouser pockets. Wear suitable protective clothing.
Respiratory Protection:	Ensure good ventilation/exhaustion at the workplace. Avoid breathing vapour/ aerosol.
Thermal hazards:	Not known.
Hygiene measures:	Always observe good personal hygiene measures, such as washing after handling the material and before eating, drinking, and/or smoking. Routinely wash work clothing to remove contaminants. Discard contaminated footwear that cannot be cleaned.
Environmental Controls:	No data available.

SECTION 9: Physical and chemical properties

9.1 Information on basic physical and chemical properties

Appearance

Physical state:	liquid
Form:	liquid
Color:	Red
Odor:	Characteristic
pH:	substance/mixture is non-soluble (in water)
Freezing point:	not determined
Boiling Point:	Not applicable
Flash Point:	190 °C
Evaporation Rate:	Not applicable for mixtures
Flammability (solid, gas):	not determined
Flammability Limit - Upper (%)—:	Not applicable for mixtures



Product name: TITAN ATF 4000

Flammability Limit - Lower (%)—:	Not applicable for mixtures
Vapor pressure:	Not applicable for mixtures
Relative vapor density:	Not applicable for mixtures
Density:	0,86 g/ml (15,00 °C)
Solubility(ies)	
Solubility in Water:	Insoluble in water
Solubility (other):	No data available.
Partition coefficient (n-octanol/water):	Not applicable for mixtures
Autoignition Temperature:	not determined
Decomposition Temperature:	not determined
Kinematic viscosity:	35,9 mm2/s (40 °C)
Explosive properties:	Value not relevant for classification
Oxidizing properties:	Value not relevant for classification
Particle characteristics:	Not applicable
9.2 Other information	No data available.

SECTION 10: Stability and reactivity

10.1 Reactivity:	Stable under normal use conditions.
10.2 Chemical Stability:	Stable under normal use conditions.
10.3 Possibility of hazardous reactions:	Stable under normal use conditions.
10.4 Conditions to avoid:	Stable under normal use conditions.
10.5 Incompatible Materials:	Strong oxidizing substances. Strong acids. Strong bases.
10.6 Hazardous Decomposition Products:	Thermal decomposition or combustion may liberate carbon oxides and other toxic gases or vapors.

SECTION 11: Toxicological information

11.1 Information on toxicological effects	
Acute toxicity	
Oral	
Product:	Not classified for acute toxicity based on available data.
Specified substance(s)	
Base oil, low viscous	LD 50 (Rat): > 5.000 mg/kg
Alkyl amine	LD 50 (Rat): 1.350 mg/kg (OECD 401)

MOVING YOUR WORLD



Product name: TITAN ATF 4000

Dermal

Product: Not classified for acute toxicity based on available data.

Specified substance(s)

Base oil, low viscous LD 50 (Rabbit): > 5.000 mg/kg

Inhalation

Product: Not classified for acute toxicity based on available data.

Specified substance(s)

Base oil, low viscous LC 50 (Rat, 4 h): > 5 mg/l

Skin Corrosion/Irritation:

Product: Based on available data, the classification criteria are not met.

Specified substance(s)

Alkyl amine OECD 404 (Rabbit, 14 d):
Causes severe skin burns.

Serious Eye Damage/Eye Irritation:

Product: Based on available data, the classification criteria are not met.

Respiratory or Skin Sensitization:

Product: Skin sensitizer: Based on available data, the classification criteria are not met.
Respiratory sensitizer: Based on available data, the classification criteria are not met.

Specified substance(s)

Alkyl amine
No sensitizing effect (guinea pig); OECD 406

Germ Cell Mutagenicity

Product: Based on available data, the classification criteria are not met.

Carcinogenicity

Product: Based on available data, the classification criteria are not met.

Reproductive toxicity

Product: Based on available data, the classification criteria are not met.

Specific Target Organ Toxicity - Single Exposure

Product: Based on available data, the classification criteria are not met.

Specific Target Organ Toxicity - Repeated Exposure

Product: Based on available data, the classification criteria are not met.

Aspiration Hazard

Product: Based on available data, the classification criteria are not met.

Other adverse effects:

No data available.



Product name: TITAN ATF 4000

SECTION 12: Ecological information

12.1 Toxicity

Acute toxicity	
Product:	Based on available data, the classification criteria are not met.
Fish	
Specified substance(s)	
Alkyl amine	LC 50 (Fish, 96 h): 0,1 mg/l (OECD 203)
Aquatic Invertebrates	
Specified substance(s)	
Alkyl amine	EC 50 (Water Flea, 48 h): 0,043 mg/l (OECD 202)
Chronic Toxicity	
Product:	Based on available data, the classification criteria are met.
Aquatic Invertebrates	
Specified substance(s)	
Alkyl amine	EC 10 (Water Flea, 21 d): 0,0107 mg/l (OECD 211)
Toxicity to Aquatic Plants	
Specified substance(s)	
Alkyl amine	EC 50 (Alga, 72 h): 0,0538 mg/l (OECD 201) NOEC (Alga, 72 h): 0,0156 mg/l

12.2 Persistence and Degradability

Biodegradation	
Product:	Not applicable for mixtures
Specified substance(s)	
Alkyl amine	63 % (28 d, OECD 301D) Readily biodegradable

12.3 Bioaccumulative potential

Product:	Not applicable for mixtures
----------	-----------------------------

12.4 Mobility in soil:

Product:	Not applicable for mixtures
----------	-----------------------------

12.5 Results of PBT and vPvB assessment:	The product does not contain any substances fulfilling the PBT/vPvB criteria.
--	---

12.6 Other adverse effects:	Harmful to aquatic life with long lasting effects.
-----------------------------	--

Water Hazard Class (WGK):	WGK 2: significantly water-endangering.
---------------------------	---

SECTION 13: Disposal considerations

13.1 Waste treatment methods

General information:	Dispose in accordance with all applicable regulations.
----------------------	--

MOVING YOUR WORLD**Product name:** TITAN ATF 4000

Disposal methods: Discharge, treatment, or disposal may be subject to national, state, or local laws.

European Waste Codes

13 02 05*: mineral-based non-chlorinated engine, gear and lubricating oils

SECTION 14: Transport information**ADR/RID**

14.1 UN number or ID number: —
14.2 UN Proper Shipping Name: —
14.3 Transport Hazard Class(es)
 Class: Non-dangerous goods
 Label(s): —
 Hazard No. (ADR): —
 Tunnel restriction code: —
14.4 Packing Group: —
14.5 Environmental hazards: —
14.6 Special precautions for user: —

IMDG

14.1 UN number or ID number: —
14.2 UN Proper Shipping Name: —
14.3 Transport Hazard Class(es)
 Class: Non-dangerous goods
 Label(s): —
 EmS No.: —
14.3 Packing Group: —
14.5 Environmental hazards: —
14.6 Special precautions for user: —

IATA

14.1 UN number or ID number: —
14.2 Proper Shipping Name: —
14.3 Transport Hazard Class(es)
 Class: Non-dangerous goods
 Label(s): —
14.4 Packing Group: —
14.5 Environmental hazards: —
14.6 Special precautions for user: —

14.7 Transport in bulk according to Annex II of MARPOL and the IBC Code: Not applicable.

SECTION 15: Regulatory information**15.1 Safety, health and environmental regulations/legislation specific for the substance or mixture:****EU Regulations**

EU. Regulation 1005/2009/EC on substances that deplete the ozone layer, Annex I, Controlled Substances: none



Product name: TITAN ATF 4000

EU. Regulation 2019/1021/EU on persistent organic pollutants (POPs) (recast), as amended: none

National Regulations

Water Hazard Class (WGK): WGK 2: significantly water-endangering.

15.2 Chemical safety assessment: No Chemical Safety Assessment has been carried out.

SECTION 16: Other information

Revision Information: Vertical lines in the margin indicate an amendment.

Wording of the H-statements in section 2 and 3

- H302 Harmful if swallowed.
- H304 May be fatal if swallowed and enters airways.
- H314 Causes severe skin burns and eye damage.
- H318 Causes serious eye damage.
- H319 Causes serious eye irritation.
- H400 Very toxic to aquatic life.
- H410 Very toxic to aquatic life with long lasting effects.
- H412 Harmful to aquatic life with long lasting effects.

Other information: The classification complies with the current EU lists; however, it has been supplemented with expert literature information and information provided by/about our company. The following evaluation methods were used: - On the basis of test data - Calculation Method - Bridging Principle "Substantially similar mixtures" - Expert Judgement

Revision Date: 14.09.2022

Disclaimer: The data contained in this safety data sheet are based on our current knowledge and experience and are given to the best of our knowledge and belief. It characterizes the product only with regard to safety requirements for handling, transport and disposal. The data do not describe the product's properties (tech. product specification). Neither should any agreed property nor the suitability of the product for any specific technical application be deduced from the data contained in this safety data sheet. Modifications on this document are not allowed. The data are not transferable to other products. In the case of mixing the product with other products or in the case of processing, the data in this safety data sheet are not necessarily valid for the new-made material. It is the responsibility of the recipient of the product to observe federal, state and local law. Please contact us to obtain up-to-date safety data sheets. This document was issued electronically and has no signature.

SAFETY DATA SHEET

According to Regulation (EC) No. 1907/2006 (REACH) Article 31, Annex II as amended

CH2F2 38,1110 %;C2HF5 17,9557 %;C2H2F4 43,9332 %Issue Date: 12.11.2014
Last revised date: 09.11.2023

Version: 3.0

SDS No.: 000010022600
1/18**SECTION 1: Identification of the substance/mixture and of the company/undertaking****1.1 Product identifier****Product name:** CH2F2 38,1110 %;C2HF5 17,9557 %;C2H2F4 43,9332 %**Other Name:** Refrigerant R407C**1.2 Relevant identified uses of the substance or mixture and uses advised against****Identified uses:** Industrial and professional. Perform risk assessment prior to use.
Refrigerant.**Uses advised against** Consumer use.**1.3 Details of the supplier of the safety data sheet****Supplier**BOC
Priestley Road, Worsley
M28 2UT Manchester**Telephone:** 0800 111 333**E-mail:** ReachSDS@boc.com**1.4 Emergency telephone number: 0800 111 333****SECTION 2: Hazards identification****2.1 Classification of the substance or mixture**

Classification (REGULATION (EC) No 1272/2008) as amended by GB-CLP Regulation, UK SI 2019/720, and UK SI 2020/1567)

Physical Hazards

Gases under pressure

Liquefied gas

H280: Contains gas under pressure; may explode if heated.

2.2 Label Elements

SDS_GB

SAFETY DATA SHEET

According to Regulation (EC) No. 1907/2006 (REACH) Article 31, Annex II as amended

CH2F2 38,1110 %;C2HF5 17,9557 %;C2H2F4 43,9332 %

Issue Date:12.11.2014

Last revised date:09.11.2023

Version: 3.0

SDS No.: 000010022600

2/18



Signal Word:

Warning

Hazard Statement(s):

H280: Contains gas under pressure; may explode if heated.

Precautionary Statements

General

None.

Prevention:

None.

Response:

None.

Storage:

P403: Store in a well-ventilated place.

Disposal

None.

Supplemental information

EIGA-0783: Contains fluorinated greenhouse gases
EIGA-As: Asphyxiant in high concentrations.

2.3 Other hazards

Contact with evaporating liquid may cause frostbite or freezing of skin.

SECTION 3: Composition/information on ingredients

3.2 Mixtures

Chemical name	Chemical formula	Concentration	CAS-No.	REACH Registration No.	M-Factor:	Notes
Pentafluoroethane	C2HF5	17.9557%	354-33-6	01-2119485636-25	-	
Difluoromethane	CH2F2	38.1110%	75-10-5	01-2119471312-47	-	
Norflurane	C2H2F4	43.9332%	811-97-2	01-2119459374-33	-	

The concentrations of the components in the SDS header, product name on page one and in section 3.2 are in mol due to regulatory requirements. All concentrations are nominal.

SDS_GB

Appendix Page: 40

AD Pub N°. 2982-4 ERG - © Alexander Dennis 2024 – All rights reserved

SAFETY DATA SHEET

According to Regulation (EC) No. 1907/2006 (REACH) Article 31, Annex II as amended

CH2F2 38,1110 %;C2HF5 17,9557 %;C2H2F4 43,9332 %

Issue Date: 12.11.2014

Version: 3.0

SDS No.: 000010022600

Last revised date: 09.11.2023

3/18

This substance has workplace exposure limit(s).
PBT: persistent, bioaccumulative and toxic substance.
vPvB: very persistent and very bioaccumulative substance.

Classification

Chemical name	Classification		Notes
Pentafluoroethane	CLP:	Press. Gas Liquef. Gas;H280	
Difluoromethane	CLP:	Flam. Gas 1A;H220, Press. Gas Liquef. Gas;H280	
Norflurane	CLP:	Press. Gas Liquef. Gas;H280	

CLP: Regulation No. 1272/2008.

The full text for all H-statements is displayed in section 16.

SECTION 4: First aid measures

General: In high concentrations may cause asphyxiation. Symptoms may include loss of mobility/consciousness. Victim may not be aware of asphyxiation. Remove victim to uncontaminated area wearing self contained breathing apparatus. Keep victim warm and rested. Call a doctor. Apply artificial respiration if breathing stopped.

4.1 Description of first aid measures

Inhalation: In high concentrations may cause asphyxiation. Symptoms may include loss of mobility/consciousness. Victim may not be aware of asphyxiation. Remove victim to uncontaminated area wearing self contained breathing apparatus. Keep victim warm and rested. Call a doctor. Apply artificial respiration if breathing stopped.

Eye contact: Rinse the eye with water immediately. Remove contact lenses, if present and easy to do. Continue rinsing. Flush thoroughly with water for at least 15 minutes. Get immediate medical assistance. If medical assistance is not immediately available, flush an additional 15 minutes.

Skin Contact: Contact with evaporating liquid may cause frostbite or freezing of skin.

Ingestion: Ingestion is not considered a potential route of exposure.

4.2 Most important symptoms and effects, both acute and delayed: Respiratory arrest. Contact with liquefied gas can cause damage (frostbite) due to rapid evaporative cooling.

4.3 Indication of any immediate medical attention and special treatment needed

Hazards: Respiratory arrest. Contact with liquefied gas can cause damage (frostbite) due to rapid evaporative cooling.

SDS_GB

SAFETY DATA SHEET

According to Regulation (EC) No. 1907/2006 (REACH) Article 31, Annex II as amended

CH2F2 38,1110 %;C2HF5 17,9557 %;C2H2F4 43,9332 %

Issue Date:12.11.2014

Last revised date:09.11.2023

Version: 3.0

SDS No.: 000010022600

4/18

Treatment:

Thaw frosted parts with lukewarm water. Do not rub affected area. Get immediate medical advice/attention.

SECTION 5: Firefighting measures

General Fire Hazards:

Heat may cause the containers to explode.

5.1 Extinguishing media

Suitable extinguishing media:

Material will not burn. In case of fire in the surroundings: use appropriate extinguishing agent. Water spray, fog, CO2, dry chemical, or alcohol resistant foam.

Unsuitable extinguishing media:

None.

5.2 Special hazards arising from the substance or mixture:

Fire or excessive heat may produce hazardous decomposition products.

Hazardous Combustion Products:

If involved in a fire the following toxic and/or corrosive fumes may be produced by thermal decomposition: Carbon oxides fluorocarbons Hydrogen fluoride ; Carbonyl difluoride

5.3 Advice for firefighters

Special fire-fighting procedures:

In case of fire: Stop leak if safe to do so. Continue water spray from protected position until container stays cool. Use extinguishants to contain the fire. Isolate the source of the fire or let it burn out.

Special protective equipment for fire-fighters:

Firefighters must use standard protective equipment including flame retardant coat, helmet with face shield, gloves, rubber boots, and in enclosed spaces, SCBA. Guideline: EN 469 Protective clothing for firefighters. Performance requirements for protective clothing for firefighting. EN 15090 Footwear for firefighters. EN 659 Protective gloves for firefighters. EN 443 Helmets for fire fighting in buildings and other structures. EN 137 Respiratory protective devices - Self-contained open-circuit compressed air breathing apparatus with full face mask - Requirements, testing, marking.

SECTION 6: Accidental release measures

6.1 Personal precautions, protective equipment and emergency procedures:

Evacuate area. Provide adequate ventilation. Prevent from entering sewers, basements and workpits, or any place where its accumulation can be dangerous. Wear self-contained breathing apparatus when entering area unless atmosphere is proved to be safe. EN 137 Respiratory protective devices - Self-contained open-circuit compressed air breathing apparatus with full face mask - Requirements, testing, marking.

SDS_GB

SAFETY DATA SHEET

According to Regulation (EC) No. 1907/2006 (REACH) Article 31, Annex II as amended

CH₂F₂ 38,1110 %;C₂H₅F 17,9557 %;C₂H₂F₄ 43,9332 %

Issue Date: 12.11.2014

Version: 3.0

SDS No.: 000010022600

Last revised date: 09.11.2023

5/18

6.2 Environmental Precautions: Prevent further leakage or spillage if safe to do so.

6.3 Methods and material for containment and cleaning up: Provide adequate ventilation.

6.4 Reference to other sections: Refer to sections 8 and 13.

SECTION 7: Handling and storage:

7.1 Precautions for safe handling: Only experienced and properly instructed persons should handle gases under pressure. Use only properly specified equipment which is suitable for this product, its supply pressure and temperature. Refer to supplier's handling instructions. The substance must be handled in accordance with good industrial hygiene and safety procedures. Protect containers from physical damage; do not drag, roll, slide or drop. Do not remove or deface labels provided by the supplier for the identification of the container contents. When moving containers, even for short distances, use appropriate equipment eg. trolley, hand truck, fork truck etc. Secure cylinders in an upright position at all times, close all valves when not in use. Provide adequate ventilation. Suck back of water into the container must be prevented. Do not allow backfeed into the container. Avoid suckback of water, acid and alkalis. Keep container below 50°C in a well ventilated place. Observe all regulations and local requirements regarding storage of containers. When using do not eat, drink or smoke. Store in accordance with local/regional/national/international regulations. Never use direct flame or electrical heating devices to raise the pressure of a container. Leave valve protection caps in place until the container has been secured against either a wall or bench or placed in a container stand and is ready for use. Damaged valves should be reported immediately to the supplier Close container valve after each use and when empty, even if still connected to equipment. Never attempt to repair or modify container valves or safety relief devices. Replace valve outlet caps or plugs and container caps where supplied as soon as container is disconnected from equipment. Keep container valve outlets clean and free from contaminants particularly oil and water. If user experiences any difficulty operating container valve discontinue use and contact supplier. Never attempt to transfer gases from one container to another. Container valve guards or caps should be in place.

7.2 Conditions for safe storage, including any incompatibilities: Containers should not be stored in conditions likely to encourage corrosion. Stored containers should be periodically checked for general conditions and leakage. Container valve guards or caps should be in place. Store containers in location free from fire risk and away from sources of heat and ignition. Keep away from combustible material.

7.3 Specific end use(s): None.

SDS_GB

SAFETY DATA SHEET

According to Regulation (EC) No. 1907/2006 (REACH) Article 31, Annex II as amended

CH2F2 38,1110 %;C2HF5 17,9557 %;C2H2F4 43,9332 %

Issue Date:12.11.2014

Last revised date:09.11.2023

Version: 3.0

SDS No.: 0000100226006/18

SECTION 8: Exposure controls/personal protection

8.1 Control Parameters

Occupational Exposure Limits

None of the components have assigned exposure limits.

DNEL-Values

Critical component	Type	Value	Remarks
Pentafluoroethane	Workers - Inhalation, Systemic, long-term	16444 mg/m3	Repeated dose toxicity
	Workers - Inhalation, Systemic, short-term		Low hazard (no threshold derived)
	Workers - Inhalation, Local, long-term, Local, short-term		Low hazard (no threshold derived)
	Workers - Oral, Systemic, long-term, Systemic, short-term		Low hazard (no threshold derived)
	Workers - Oral, Local, long-term, Local, short-term		Low hazard (no threshold derived)
	Workers - Eyes, Local effect		Low hazard (no threshold derived)
Difluoromethane	Workers - Inhalation, Systemic, long-term	7035 mg/m3	Repeated dose toxicity
Norflurane	Workers - Inhalation, Systemic, long-term	13936 mg/m3	Repeated dose toxicity

PNEC-Values

Critical component	Type	Value	Remarks
Pentafluoroethane	Aquatic (freshwater)	0.1 mg/l	-
Pentafluoroethane	Sediment (freshwater)	0.6 mg/kg	-
Difluoromethane	Aquatic (freshwater)	0.313 mg/l	-
Difluoromethane	Sediment (freshwater)	1.807 mg/kg	-
Norflurane	Aquatic (marine water)	0.01 mg/l	-
Norflurane	Sewage treatment plant	73 mg/l	-
Norflurane	Sediment (freshwater)	0.75 mg/kg	-
Norflurane	Aquatic (freshwater)	0.1 mg/l	-

SAFETY DATA SHEET

According to Regulation (EC) No. 1907/2006 (REACH) Article 31, Annex II as amended

CH2F2 38,1110 %;C2HF5 17,9557 %;C2H2F4 43,9332 %

Issue Date:12.11.2014Version: 3.0SDS No.: 000010022600

Last revised date:09.11.20237/18

8.2 Exposure controls

Appropriate engineering controls:

Consider a work permit system e.g. for maintenance activities. Ensure adequate air ventilation. Oxygen detectors should be used when asphyxiating gases may be released. Provide adequate ventilation, including appropriate local extraction, to ensure that the defined occupational exposure limit is not exceeded. Systems under pressure should be regularly checked for leakages. Preferably use permanent leak tight connections (eg. welded pipes). Do not eat, drink or smoke when using the product.

Individual protection measures, such as personal protective equipment

General information:

A risk assessment should be conducted and documented in each work area to assess the risks related to the use of the product and to select the PPE that matches the relevant risk. The following recommendations should be considered. Keep self contained breathing apparatus readily available for emergency use. Personal protective equipment for the body should be selected based on the task being performed and the risks involved.

Eye/face protection:

Safety eyewear, goggles or face-shield to EN166 should be used to avoid exposure to liquid splashes. Wear eye protection to EN 166 when using gases. Guideline: EN 166 Personal Eye Protection.

Skin protection

Hand Protection:

Guideline: EN 388 Protective gloves against mechanical risks.
Additional Information: Wear working gloves while handling containers

Body protection:

No special precautions.

Other:

Wear safety shoes while handling containers
Guideline: ISO 20345 Personal protective equipment - Safety footwear.

Respiratory Protection:

Not required.

Thermal hazards:

No precautionary measures are necessary.

Hygiene measures:

Specific risk management measures are not required beyond good industrial hygiene and safety procedures. Do not eat, drink or smoke when using the product.

Environmental exposure controls:

For waste disposal, see section 13 of the SDS.

SAFETY DATA SHEET

According to Regulation (EC) No. 1907/2006 (REACH) Article 31, Annex II as amended

CH2F2 38,1110 %;C2HF5 17,9557 %;C2H2F4 43,9332 %

Issue Date:12.11.2014

Last revised date:09.11.2023

Version: 3.0

SDS No.: 000010022600

8/18

SECTION 9: Physical and chemical properties

9.1 Information on basic physical and chemical properties

Appearance

Physical state:	Gas
Form:	Liquefied gas
Color:	C2HF5: Colorless CH2F2: Colorless C2H2F4: Colorless
Odor:	C2HF5: faint ethereal CH2F2: Odorless C2H2F4: faint ethereal
Odor Threshold:	Odor threshold is subjective and is inadequate to warn of over exposure.
pH:	Not applicable.
Melting Point:	No data available.
Boiling Point:	-43.6 °C
Sublimation Point:	Not applicable.
Critical Temp. (°C):	86.74 °C
Flash Point:	Not applicable to gases and gas mixtures.
Evaporation Rate:	Not applicable to gases and gas mixtures.
Flammability (solid, gas):	Non-Flammable Gas
Flammability Limit - Upper (%):	Not applicable.
Flammability Limit - Lower (%):	45.41 %(V) (Calculated value)
Vapor pressure:	1,190.3 kPa (25 °C)
Relative vapor density:	3.03 (calculated) (15 °C)
Relative density:	No data available.
Solubility(ies)	
Solubility in Water:	No data available.
Partition coefficient (n-octanol/water):	Not known.
Autoignition Temperature:	Not applicable.
Decomposition Temperature:	Not known.
Viscosity	
Kinematic viscosity:	No data available.
Dynamic viscosity:	No data available.
Explosive properties:	Not applicable.
Oxidizing properties:	Not applicable.

9.2 Other information:

Gas/vapour heavier than air. May accumulate in confined

SDS_GB

SAFETY DATA SHEET

According to Regulation (EC) No. 1907/2006 (REACH) Article 31, Annex II as amended

CH2F2 38,1110 %;C2HF5 17,9557 %;C2H2F4 43,9332 %

Issue Date:	12.11.2014	Version: 3.0	SDS No.: 000010022600
Last revised date:	09.11.2023		9/18

spaces, particularly at or below ground level.

SECTION 10: Stability and reactivity

10.1 Reactivity:	No reactivity hazard other than the effects described in sub-section below.
10.2 Chemical Stability:	Stable under normal conditions.
10.3 Possibility of hazardous reactions:	None.
10.4 Conditions to avoid:	Open flames and high energy ignition sources. The product is not flammable in air under ambient conditions of temperature and pressure. When pressurised with air or oxygen, the mixture may become flammable. Certain mixtures of HCFCs or HFCs with chlorine may become flammable or reactive under certain conditions.
10.5 Incompatible Materials:	No reaction with any common materials in dry or wet conditions. Alkali metals. Alkali earth metals. Chemically-active metals (such as calcium, powdered aluminum, zinc, and magnesium)
10.6 Hazardous Decomposition Products:	Under normal conditions of storage and use, hazardous decomposition products should not be produced.

SECTION 11: Toxicological information

General information: None.

11.1 Information on toxicological effects

Acute toxicity - Oral Product	Based on available data, the classification criteria are not met.
-------------------------------	---

Acute toxicity - Dermal Product	Based on available data, the classification criteria are not met.
---------------------------------	---

Acute toxicity - Inhalation Product	Based on available data, the classification criteria are not met.
-------------------------------------	---

Component Information Pentafluoroethane	LC Lo (Sprague-Dawley rat, Female, Male, 4 h): > 800000 ppm (OECD Guideline 403 (Acute Inhalation Toxicity)) Remarks: Experimental result, Key study 1 = reliable without restrictions
--	--

SDS_GB

SAFETY DATA SHEET

According to Regulation (EC) No. 1907/2006 (REACH) Article 31, Annex II as amended

CH2F2 38,1110 %;C2HF5 17,9557 %;C2H2F4 43,9332 %

Issue Date:12.11.2014

Last revised date:09.11.2023

Version: 3.0

SDS No.: 000010022600

10/18

	ALC (Sprague-Dawley rat, Male, 4 h): > 709000 ppm Remarks: Experimental result, Supporting study 1 = reliable without restrictions
Difluoromethane	LC 0 (Wistar rat, Female, Male, 4 h): > 520000 ppm (OECD Guideline 403 (Acute Inhalation Toxicity)) Remarks: Inhalation; vapor Experimental result, Key study
Repeated dose toxicity	
Component Information	
Pentafluoroethane	NOAEL (Rat(Female, Male), Inhalation, 13 Weeks): >= 50,000 ppm(m) Inhalation Experimental result, Key study
Difluoromethane	NOAEL (Wistar-derived rat(Female, Male), Inhalation, 28 d): 49,500 ppm(m) Inhalation Experimental result, Supporting study NOAEL (Wistar-derived rat(Female, Male), Inhalation, 13 Weeks): 49,100 ppm(m) Inhalation Experimental result, Key study
Norflurane	NOAEL (Rat(Female, Male), Inhalation, 2 yr): 50,000 ppm(m) Inhalation Experimental result, Key study
Skin Corrosion/Irritation	
Product	Based on available data, the classification criteria are not met.
Serious Eye Damage/Eye Irritation	
Product	Based on available data, the classification criteria are not met.
Respiratory or Skin Sensitization	
Product	Based on available data, the classification criteria are not met.
Germ Cell Mutagenicity	
Product	Based on available data, the classification criteria are not met.
In vitro	
Component Information	
Pentafluoroethane	Chromosome aberration (OECD Guideline 473 (In Vitro Mammalian Chromosome Aberration Test)): Negative. Ames test in vitro: (OECD Guideline 471 (Bacterial Reverse Mutation Test)): Negative.
Difluoromethane	Ames test in vitro: (OECD Guideline 471 (Bacterial Reverse Mutation Test)): Negative. Chromosome aberration (OECD Guideline 473 (In Vitro Mammalian Chromosome Aberration Test)): Negative. In vitro gene mutations test on mammalian cells: Negative.

According to Regulation (EC) No. 1907/2006 (REACH) Article 31, Annex II as amended

Issue Date: 12.11.2014 Version: 3.0 SDS No.: 000010022600
Last revised date: 09.11.2023 11/18

Pentafluoroethane	Micronucleus test in vivo mouse: (OECD Guideline 474 (Mammalian Erythrocyte Micronucleus Test)) Inhalation (Mouse): Negative.
Difluoromethane	Micronucleus test in vivo mouse: (OECD Guideline 474 (Mammalian Erythrocyte Micronucleus Test)) (Mouse): Negative.

Based on available data, the classification criteria are not met.

Based on available data, the classification criteria are not met.

<p> Difluoromethane </p>	<p> Rabbit (Female) Inhalation (OECD Guideline 414 (Prenatal Developmental Toxicity Study)) </p>
--	--

Based on available data, the classification criteria are not met.

Based on available data, the classification criteria are not met.

Not applicable to gases and gas mixtures..

General information: Not applicable

No ecological damage caused by this product.

Pentafluoroethane	LC 50 (Oncorhynchus mykiss, 96 h): 450 mg/l (semi-static) Remarks: Read-across from supporting substance (structural analogue or surrogate), Weight of Evidence study 1 = reliable without restrictions
Difluoromethane	LC 50 (Fish (freshwater), 96 h): 1,731 mg/l Remarks: QSAR, Key study 2 = reliable with restrictions

AD Pub N°. 2982-4 ERG - ©Alexander Dennis 2024 – All rights reserved

SAFETY DATA SHEET

According to Regulation (EC) No. 1907/2006 (REACH) Article 31, Annex II as amended

CH2F2 38,1110 %;C2HF5 17,9557 %;C2H2F4 43,9332 %

Issue Date:12.11.2014Version: 3.0SDS No.: 000010022600

Last revised date:09.11.202312/18

Norflurane

LC 50 (Oncorhynchus mykiss, 96 h): 450 mg/l (semi-static) Remarks: Experimental result, Key study

Acute toxicity - Aquatic Invertebrates

Component Information

Pentafluoroethane

EC 50 (Daphnia magna, 48 h): > 200 mg/l (Static) Remarks: Read-across from supporting substance (structural analogue or surrogate), Weight of Evidence study 2 = reliable with restrictions

Difluoromethane

EC 50 (Daphnid, 48 h): 652 mg/l Remarks: QSAR, Key study 2 = reliable with restrictions
LC 50 (Daphnid, 48 h): 833 mg/l Remarks: QSAR, Key study 2 = reliable with restrictions

Norflurane

EC 50 (Daphnia magna, 24 h): 960 mg/l (Static) Remarks: Experimental result, Key study

Toxicity to microorganisms

Component Information

Difluoromethane

Static EC 50 (Algae (Pseudokirchneriella subcapitata), 72 h): > 118 mg/l (OECD Guideline 201 (Freshwater Alga and Cyanobacteria, Growth Inhibition Test))
EC 50 (Alga, 96 h): 313 mg/l (estimated)

Chronic Toxicity - Fish

Component Information

Pentafluoroethane

NOEC (30 d): 32 mg/l QSAR

Difluoromethane

NOEC (Danio rerio; Pimephales promelas, 30 d): 169 mg/l QSAR, Supporting study 4 = not assignable

Chronic Toxicity - Aquatic Invertebrates

Component Information

Pentafluoroethane

EC 50 (16 d): 12 mg/l

Toxicity to Aquatic Plants

Component Information

Pentafluoroethane

EC 50 (Green Algae, 72 h): 142 mg/l

Difluoromethane

EC 50 (Alga, 96 h): 142 mg/l

SAFETY DATA SHEET

According to Regulation (EC) No. 1907/2006 (REACH) Article 31, Annex II as amended

CH2F2 38,1110 %;C2HF5 17,9557 %;C2H2F4 43,9332 %

Issue Date:	12.11.2014	Version: 3.0	SDS No.: 000010022600
Last revised date:	09.11.2023		13/18

12.2 Persistence and Degradability

Product	Not applicable to gases and gas mixtures..
---------	--

Biodegradation

Component Information

Pentafluoroethane	5 % (28 d) Detected in water. Experimental result, Key study
Difluoromethane	5 % (28 d) Detected in water. Experimental result, Key study
Norflurane	3 % (28 d) Detected in water. Experimental result, Key study

12.3 Bioaccumulative potential

Product	The subject product is expected to biodegrade and is not expected to persist for long periods in an aquatic environment.
---------	--

12.4 Mobility in soil

Product	Because of its high volatility, the product is unlikely to cause ground or water pollution.
---------	---

12.5 Results of PBT and vPvB assessment

Product	Not classified as PBT or vPvB.
---------	--------------------------------

12.6 Other adverse effects:

Global Warming Potential

Global warming potential: 1,774
Contains fluorinated greenhouse gases When discharged in large quantities may contribute to the greenhouse effect. For GWP value of mixture and quantities, refer to container label.

Component Information

Pentafluoroethane	EU. F-Gases Subject to Emission Limits/Reporting (Annexes I, II), Regulation 517/2014/EU on FGGs - Global warming potential: 3500 Annex 1: Fluorinated greenhouse gases referred to in Point 1 of Article 2; Section 1:Hydrofluorocarbons (HFCs) and its mixtures
Difluoromethane	EU. F-Gases Subject to Emission Limits/Reporting (Annexes I, II), Regulation 517/2014/EU on FGGs - Global warming potential: 675 Annex 1: Fluorinated greenhouse gases referred to in Point 1 of Article 2; Section 1:Hydrofluorocarbons (HFCs) and its mixtures
Norflurane	EU. F-Gases Subject to Emission Limits/Reporting (Annexes I, II), Regulation 517/2014/EU on FGGs

SDS_GB

SAFETY DATA SHEET

According to Regulation (EC) No. 1907/2006 (REACH) Article 31, Annex II as amended

CH2F2 38,1110 %;C2HF5 17,9557 %;C2H2F4 43,9332 %

Issue Date:12.11.2014

Version: 3.0

SDS No.: 000010022600

Last revised date:09.11.2023

14/18

- Global warming potential: 1430 Annex 1: Fluorinated greenhouse gases referred to in Point 1 of Article 2; Section 1:Hydrofluorocarbons (HFCs) and its mixtures

SECTION 13: Disposal considerations

13.1 Waste treatment methods

General information:

Avoid discharges to atmosphere. Do not discharge into any place where its accumulation could be dangerous. Refer to manufacturer or supplier for information on recovery or recycling.

Disposal methods:

Refer to the EIGA code of practice (Doc.30 "Disposal of Gases", downloadable at <http://www.eiga.org>) for more guidance on suitable disposal methods. Dispose of container via supplier only. Discharge, treatment, or disposal may be subject to national, state, or local laws.

European Waste Codes

Container:14 06 01*: chlorofluorocarbons, HCFC, HFC

SECTION 14: Transport information

ADR

14.1 UN number or ID number:

UN 3340

14.2 UN Proper Shipping Name:

REFRIGERANT GAS R 407C(1,1,1,2-Tetrafluoroethane, Pentafluoroethane)

14.3 Transport Hazard Class(es)

Class:

2

Label(s):

2.2

Hazard No. (ADR):

20

Tunnel restriction code:

(C/E)

Emergency Action Code:

2TE

14.4 Packing Group:

-

14.5 Environmental hazards:

Not applicable

14.6 Special precautions for user:

-

SAFETY DATA SHEET

According to Regulation (EC) No. 1907/2006 (REACH) Article 31, Annex II as amended

CH2F2 38,1110 %;C2HF5 17,9557 %;C2H2F4 43,9332 %

Issue Date:

12.11.2014

Version: 3.0

SDS No.: 000010022600

Last revised date:

09.11.2023

15/18

RID

14.1 UN number or ID number:

UN 3340

14.2 UN Proper Shipping Name

REFRIGERANT GAS R 407C(1,1,1,2-Tetrafluoroethane, Pentafluoroethane)

14.3 Transport Hazard Class(es)

Class:

2

Label(s):

2.2

14.4 Packing Group:

-

14.5 Environmental hazards:

Not applicable

14.6 Special precautions for user:

-

IMDG

14.1 UN number or ID number:

UN 3340

14.2 UN Proper Shipping Name:

REFRIGERANT GAS R 407C(1,1,1,2-Tetrafluoroethane, Pentafluoroethane)

14.3 Transport Hazard Class(es)

Class:

2.2

Label(s):

2.2

EmS No.:

F-C, S-V

14.4 Packing Group:

-

14.5 Environmental hazards:

Not applicable

14.6 Special precautions for user:

-

IATA

14.1 UN number or ID number:

UN 3340

14.2 Proper Shipping Name:

Refrigerant gas R 407C(1,1,1,2-Tetrafluoroethane, Pentafluoroethane)

14.3 Transport Hazard Class(es):

Class:

2.2

Label(s):

2.2

14.4 Packing Group:

-

14.5 Environmental hazards:

Not applicable

14.6 Special precautions for user:

-

Other information

Passenger and cargo aircraft:

Allowed.

Cargo aircraft only:

Allowed.

14.7 Transport in bulk according to Annex II of MARPOL and the IBC Code: Not applicable

SDS_GB

SAFETY DATA SHEET

According to Regulation (EC) No. 1907/2006 (REACH) Article 31, Annex II as amended

CH2F2 38,1110 %;C2HF5 17,9557 %;C2H2F4 43,9332 %

Issue Date:12.11.2014

Last revised date:09.11.2023

Version: 3.0

SDS No.: 000010022600
16/18

Additional identification:

Avoid transport on vehicles where the load space is not separated from the driver's compartment. Ensure vehicle driver is aware of the potential hazards of the load and knows what to do in the event of an accident or an emergency. Before transporting product containers ensure that they are firmly secured. Ensure that the container valve is closed and not leaking. Container valve guards or caps should be in place. Ensure adequate air ventilation.

SECTION 15: Regulatory information

15.1 Safety, health and environmental regulations/legislation specific for the substance or mixture:

EU. Directive 2012/18/EU (SEVESO III) on major accident hazards involving dangerous substances, Annex I:Not applicable

National Regulations

Dangerous Substances and Explosive Atmospheres Regulations (DSEAR 2002 No. 2776). Management of Health and Safety at Work Regulations (1999 No. 3242). The Regulatory Reform (Fire Safety) Order 2005 (2005 No. 1541). Control of Substances Hazardous to Health Regulations (COSHH, 2002 No. 2677). Provision and Use of Work Equipment Regulations (PUWER, 1998 No. 2306). Personal Protective Equipment Regulations (1992 No. 2966). Control of Major Accident Hazards Regulations (COMAH, 2015 No. 483). Pressure Systems Safety Regulations (PSSR, 2000 No. 128). Only products that comply with the food regulations (EC) No. 1333/2008 and (EU) No. 231/2012 and are labelled as such may be used as food additives. This Safety Data Sheet has been produced to comply with Regulation (EU) 2015/830.

15.2 Chemical safety assessment: No Chemical Safety Assessment has been carried out.

SECTION 16: Other information

Revision Information:

Relevant changes are indicated using two vertical bold lines and red text, the text is also highlighted in grey.

SAFETY DATA SHEET

According to Regulation (EC) No. 1907/2006 (REACH) Article 31, Annex II as amended

CH2F2 38,1110 %;C2HF5 17,9557 %;C2H2F4 43,9332 %

Issue Date:

12.11.2014

Version: 3.0

SDS No.: 000010022600

Last revised date:

09.11.2023

17/18

Key literature references and sources for data:

Various sources of data have been used in the compilation of this SDS, they include but are not exclusive to:

Agency for Toxic Substances and Diseases Registry (ATSDR) (<http://www.atsdr.cdc.gov/>).

European Chemical Agency: Guidance on the Compilation of Safety Data Sheets.

European Chemical Agency: Information on Registered Substances <http://apps.echa.europa.eu/registered/registered-sub.aspx#search>

European Industrial Gases Association (EIGA) Doc. 169 "Classification and Labelling guide", as amended.

International Programme on Chemical Safety (<http://www.inchem.org/>)

ISO 10156:2010 Gases and gas mixtures - Determination of fire potential and oxidizing ability for the selection of cylinder valve outlets.

Matheson Gas Data Book, 7th Edition.

National Institute for Standards and Technology (NIST) Standard Reference Database Number 69.

The ESIS (European chemical Substances 5 Information System) platform of the former European Chemicals Bureau (ECB) ESIS (<http://ecb.jrc.ec.europa.eu/esis/>).

The European Chemical Industry Council (CEFIC) ERICards.

United States of America's National Library of Medicine's toxicology data network TOXNET (<http://toxnet.nlm.nih.gov/index.html>)

Threshold Limit Values (TLV) from the American Conference of Governmental Industrial Hygienists (ACGIH).

Substance specific information from suppliers.

Details given in this document are believed to be correct at the time of publication.

Code of Practice for the Safety, Health and Welfare at Work (Chemical Agents) Regulations and the Safety, Health and Welfare at Work (Carcinogens) Regulations, as amended

Classification and procedure used to derive the classification for mixtures according to Regulation (EC) 1272/2008 [CLP]

Classification according to Regulation (EC) No 1272/2008 as amended.	Classification procedure
Gases under pressure, Liquefied gas	On basis of test data

Wording of the H-statements in section 2 and 3

H220	Extremely flammable gas.
H280	Contains gas under pressure; may explode if heated.

Training information:

Users of breathing apparatus must be trained. The hazard of asphyxiation is often overlooked and must be stressed during operator training. Ensure operators understand the hazards.

SDS_GB

SAFETY DATA SHEET

According to Regulation (EC) No. 1907/2006 (REACH) Article 31, Annex II as amended

CH2F2 38,1110 %;C2HF5 17,9557 %;C2H2F4 43,9332 %

Issue Date:	12.11.2014	Version: 3.0	SDS No.: 000010022600
Last revised date:	09.11.2023		18/18

Classification according to Regulation (EC) No 1272/2008 as amended.

Press. Gas Liq. Gas, H280

Other information: Before using this product in any new process or experiment, a thorough material compatibility and safety study should be carried out. Ensure adequate air ventilation. Ensure all national/local regulations are observed. Whilst proper care has been taken in the preparation of this document, no liability for injury or damage resulting from its use can be accepted. Note: When the Product Name appears in the SDS header the decimal sign and its position comply with rules for the structure and drafting of international standards, and is a comma on the line. As an example 2,000 is two (to three decimal places) and not two thousand, whilst 1.000 is one thousand and not one (to three decimal places).

Last revised date:	09.11.2023
Disclaimer:	This information is provided without warranty. The information is believed to be correct. This information should be used to make an independent determination of the methods to safeguard workers and the environment.



SAFETY DATA SHEET
according to Regulation (EC) No. 1907/2006
Valvoline™ OEM ADVANCED AFC 48 RTU
Coolant

Version: 5.0

Revision Date: 27.07.2023

Print Date: 17/07/2024

SECTION 1: Identification of the substance/mixture and of the company/undertaking

1.1 Product identifier

Trade name : Valvoline™ OEM ADVANCED AFC 48 RTU
Coolant

Product code : 892099

Unique Formula Identifier (UFI) : P4TD-5JNU-J60W-S17A

1.2 Relevant identified uses of the substance or mixture and uses advised against

Use of the substance/mixture : Coolant and antifreeze.

1.3 Details of the supplier of the safety data sheet

Company : Ellis Enterprises B.V., an affiliate of Valvoline Global
Operations
Wieldrechtseweg 39
3316 BG Dordrecht
Netherlands

Telephone : +31 (0)78 654 3500 (in the Netherlands), or contact your local
CSR contact person

E-mail address of person responsible for the SDS : SDS@valvolineglobal.com

1.4 Emergency telephone number

00-800-825-8654, or contact your local emergency telephone number at 112

SECTION 2: Hazards identification

2.1 Classification of the substance or mixture

Classification (REGULATION (EC) No 1272/2008) as amended by GB-CLP Regulation, UK SI 2019/720, and UK SI 2020/1567)

Acute toxicity, Category 4

H302: Harmful if swallowed.



SAFETY DATA SHEET
according to Regulation (EC) No. 1907/2006
Valvoline™ OEM ADVANCED AFC 48 RTU
Coolant

Version: 5.0 Revision Date: 27.07.2023 Print Date: 17/07/2024

Specific target organ toxicity - repeated exposure, Category 2, Kidney, Liver H373: May cause damage to organs through prolonged or repeated exposure if swallowed.

2.2 Label elements

Labelling (REGULATION (EC) No 1272/2008) as amended by GB-CLP Regulation, UK SI 2019/720, and UK SI 2020/1567)

- Hazard pictograms :
- Signal word : Warning
- Hazard statements : H302 Harmful if swallowed.
H373 May cause damage to organs (Kidney, Liver) through prolonged or repeated exposure if swallowed.
- Precautionary statements : **Prevention:**
P260 Do not breathe mist or vapours.
P264 Wash skin thoroughly after handling.
P270 Do not eat, drink or smoke when using this product.
Response:
P301 + P312 + P330 IF SWALLOWED: Call a POISON CENTER/ doctor if you feel unwell. Rinse mouth.
P314 Get medical advice/ attention if you feel unwell.
Disposal:
P501 Dispose of contents/ container to an approved waste disposal plant.

Hazardous components which must be listed on the label:
ETHYLENE GLYCOL

2.3 Other hazards

This substance/mixture contains no components considered to be either persistent, bioaccumulative and toxic (PBT), or very persistent and very bioaccumulative (vPvB) at levels of 0.1% or higher.

SECTION 3: Composition/information on ingredients

3.2 Mixtures

Components

Chemical name	CAS-No.	Classification	Concentration
---------------	---------	----------------	---------------



SAFETY DATA SHEET

according to Regulation (EC) No. 1907/2006
Valvoline™ OEM ADVANCED AFC 48 RTU
Coolant

Version: 5.0

Revision Date: 27.07.2023

Print Date: 17/07/2024

	EC-No. Index-No. Registration number		(% w/w)
ETHYLENE GLYCOL	107-21-1 203-473-3 603-027-00-1 01-2119456816-28- xxxx	Acute Tox. 4; H302 STOT RE 2; H373 (Kidney)	>= 40 - < 50
2-ETHYLHEXANOIC ACID	149-57-5 205-743-6 607-230-00-6	Repr. 2; H361d	>= 1 - < 2.5
SODIUM HYDROXIDE	1310-73-2 215-185-5 011-002-00-6 01-2119457892-27- xxxx	Met. Corr. 1; H290 Skin Corr. 1A; H314 Eye Dam. 1; H318 specific concentration limit Skin Corr. 1A; H314 >= 5 % Skin Corr. 1B; H314 2 - < 5 % Skin Irrit. 2; H315 0.5 - < 2 % Eye Irrit. 2; H319 0.5 - < 2 %	>= 0.5 - < 1
SODIUM BORATE DECAHYDRATE	1303-96-4 215-540-4 005-011-01-1	Eye Irrit. 2; H319 Repr. 1B; H360FD	>= 0.5 - < 1

For explanation of abbreviations see section 16.

SECTION 4: First aid measures

4.1 Description of first aid measures

General advice : Move out of dangerous area.
Show this safety data sheet to the doctor in attendance.
Do not leave the victim unattended.

If inhaled : If unconscious, place in recovery position and seek medical



SAFETY DATA SHEET
according to Regulation (EC) No. 1907/2006
Valvoline™ OEM ADVANCED AFC 48 RTU
Coolant

Version: 5.0 Revision Date: 27.07.2023 Print Date: 17/07/2024

- advice.
If symptoms persist, call a physician.
- In case of eye contact

:

Flush eyes with water as a precaution.
Remove contact lenses.
Protect unharmed eye.
Keep eye wide open while rinsing.
If eye irritation persists, consult a specialist.
- If swallowed

:

Keep respiratory tract clear.
Do NOT induce vomiting.
Do not give milk or alcoholic beverages.
Never give anything by mouth to an unconscious person.
If symptoms persist, call a physician.
Take victim immediately to hospital.

4.2 Most important symptoms and effects, both acute and delayed

- Symptoms

:

No symptoms known or expected.
- Risks

:

Harmful if swallowed.
May damage fertility. May damage the unborn child.
May cause damage to organs through prolonged or repeated exposure if swallowed.

4.3 Indication of any immediate medical attention and special treatment needed

- Treatment

:

No hazards which require special first aid measures.

Treat symptomatically.

SECTION 5: Firefighting measures

5.1 Extinguishing media

- Suitable extinguishing media

:

Use water spray, alcohol-resistant foam, dry chemical or carbon dioxide.
- Unsuitable extinguishing media

:

High volume water jet

5.2 Special hazards arising from the substance or mixture

- Specific hazards during firefighting

:

Do not allow run-off from fire fighting to enter drains or water courses.



SAFETY DATA SHEET
 according to Regulation (EC) No. 1907/2006
 Valvoline™ OEM ADVANCED AFC 48 RTU
 Coolant

Version: 5.0

Revision Date: 27.07.2023

Print Date: 17/07/2024

Hazardous combustion products : No hazardous combustion products are known

5.3 Advice for firefighters

Special protective equipment for firefighters : Wear self-contained breathing apparatus for firefighting if necessary.

Further information : Collect contaminated fire extinguishing water separately. This must not be discharged into drains.
 Fire residues and contaminated fire extinguishing water must be disposed of in accordance with local regulations.

SECTION 6: Accidental release measures

6.1 Personal precautions, protective equipment and emergency procedures

Personal precautions : Use personal protective equipment.

6.2 Environmental precautions

Environmental precautions : Prevent product from entering drains.
 Prevent further leakage or spillage if safe to do so.
 If the product contaminates rivers and lakes or drains inform respective authorities.

6.3 Methods and material for containment and cleaning up

Methods for cleaning up : Soak up with inert absorbent material (e.g. sand, silica gel, acid binder, universal binder, sawdust).
 Keep in suitable, closed containers for disposal.

6.4 Reference to other sections

See sections: 7, 8, 11, 12 and 13.

SECTION 7: Handling and storage

7.1 Precautions for safe handling

Advice on safe handling : Do not breathe vapours/dust.
 Avoid exposure - obtain special instructions before use.
 Avoid contact with skin and eyes.
 For personal protection see section 8.

according to Regulation (EC) No. 1907/2006
Valvoline™ OEM ADVANCED AFC 48 RTU
Coolant

Valvoline™
Global

Print Date: 17/07/2024

7.2 Conditions for safe storage, including any incompatibilities

Further information on storage stability : No decomposition if stored and applied as directed.

Specific use(s) : No data available

SECTION 8: Exposure controls/personal protection

8.1 Control parameters

Occupational Exposure Limits

Components	CAS-No.	Value type (Form of exposure)	Control parameters	Basis
ETHYLENE GLYCOL	107-21-1	TWA (Vapour)	20 ppm 52 mg/m3	GB EH40
	Further information: Can be absorbed through the skin. The assigned substances are those for which there are concerns that dermal absorption will lead to systemic toxicity.			
		TWA (particles)	10 mg/m3	GB EH40
	Further information: Can be absorbed through the skin. The assigned substances are those for which there are concerns that dermal absorption will lead to systemic toxicity.			
		STEL (Vapour)	40 ppm 104 mg/m3	GB EH40
	Further information: Can be absorbed through the skin. The assigned substances are those for which there are concerns that dermal absorption will lead to systemic toxicity.			
		TWA	20 ppm	2000/39/EC



SAFETY DATA SHEET
according to Regulation (EC) No. 1907/2006
Valvoline™ OEM ADVANCED AFC 48 RTU
Coolant

Version: 5.0

Revision Date: 27.07.2023

Print Date: 17/07/2024

			52 mg/m3	
	Further information: Identifies the possibility of significant uptake through the skin, Indicative			
		STEL	40 ppm 104 mg/m3	2000/39/EC
	Further information: Identifies the possibility of significant uptake through the skin, Indicative			
SODIUM HYDROXIDE	1310-73-2	STEL	2 mg/m3	GB EH40
SODIUM BORATE DECAHYDRATE	1303-96-4	TWA	5 mg/m3	GB EH40

Derived No Effect Level (DNEL):

Substance name	End Use	Exposure routes	Potential health effects	Value
SODIUM HYDROXIDE	Workers	Inhalation	LOCAL LT - Local, long-term	1 mg/m3
	Consumers	Inhalation	LOCAL LT - Local, long-term	1 mg/m3

8.2 Exposure controls**Personal protective equipment**

Eye/face protection : Eye wash bottle with pure water
Tightly fitting safety goggles

Hand protection

Remarks : The suitability for a specific workplace should be discussed with the producers of the protective gloves.

Skin and body protection : Impervious clothing
Choose body protection according to the amount and concentration of the dangerous substance at the work place.

Respiratory protection : No personal respiratory protective equipment normally required.

SECTION 9: Physical and chemical properties**9.1 Information on basic physical and chemical properties**

Appearance : liquid
Colour : blue
Odour : No data available
Odour Threshold : No data available

pH : ca. 9.25



SAFETY DATA SHEET
according to Regulation (EC) No. 1907/2006
Valvoline™ OEM ADVANCED AFC 48 RTU
Coolant

Version: 5.0 Revision Date: 27.07.2023 Print Date: 17/07/2024

Melting point/freezing point	:	ca. -34 °C
Boiling point/boiling range	:	No data available
Flash point	:	Not applicable
Evaporation rate	:	No data available
Flammability (solid, gas)	:	No data available
Upper explosion limit / Upper flammability limit	:	No data available
Lower explosion limit / Lower flammability limit	:	No data available
Vapour pressure	:	No data available
Relative vapour density	:	No data available
Relative density	:	No data available
Density	:	ca. 1.075 g/cm3 (15 °C)
Solubility(ies)		
Water solubility	:	No data available
Solubility in other solvents	:	No data available
Partition coefficient: n-octanol/water	:	No data available
Decomposition temperature	:	No data available
Viscosity		
Viscosity, dynamic	:	No data available
Viscosity, kinematic	:	Not applicable
Oxidizing properties	:	No data available

9.2 Other information

Self-ignition	:	No data available
---------------	---	-------------------



SAFETY DATA SHEET
 according to Regulation (EC) No. 1907/2006
 Valvoline™ OEM ADVANCED AFC 48 RTU
 Coolant

Version: 5.0

Revision Date: 27.07.2023

Print Date: 17/07/2024

SECTION 10: Stability and reactivity

10.1 Reactivity

No decomposition if stored and applied as directed.

10.2 Chemical stability

No decomposition if stored and applied as directed.

10.3 Possibility of hazardous reactions

Hazardous reactions : No decomposition if stored and applied as directed.

10.4 Conditions to avoid

Conditions to avoid : excessive heat

10.5 Incompatible materials

Materials to avoid :

- Aldehydes
- Alkali metals
- Alkaline earth metals
- Amines
- Ammonia
- Bases
- chromium trioxide
- Copper
- Copper alloys
- Reducing agents
- Strong acids
- strong alkalis
- Strong oxidizing agents
- Sulphur compounds

10.6 Hazardous decomposition products

No hazardous decomposition products are known.

SECTION 11: Toxicological information

11.1 Information on toxicological effects

Acute toxicity

Harmful if swallowed.

Product:

Acute oral toxicity : Acute toxicity estimate: 1,018 mg/kg



SAFETY DATA SHEET
according to Regulation (EC) No. 1907/2006
Valvoline™ OEM ADVANCED AFC 48 RTU
Coolant

Version: 5.0 Revision Date: 27.07.2023 Print Date: 17/07/2024

Method: Calculation method

Components:

ETHYLENE GLYCOL:

Acute oral toxicity	:	LD0 (Human): estimated 1.56 g/kg
		Assessment: The component/mixture is moderately toxic after single ingestion.
Acute inhalation toxicity	:	LC50 (Rat): 10.9 mg/l
		Exposure time: 1 h
		Test atmosphere: dust/mist
		Assessment: The substance or mixture has no acute inhalation toxicity
Acute dermal toxicity	:	LD50 (Rabbit): 9,530 mg/kg
Acute toxicity (other routes of administration)	:	LD50 (Rat): 5,010 mg/kg
		Application Route: Intraperitoneal
		LD50 (Rat): 3,260 mg/kg
		Application Route: Intravenous

2-ETHYLHEXANOIC ACID:

Acute oral toxicity	:	LD50 (Rat, male): 3,000 mg/kg
		LD50 (Rat, female): 2,043 mg/kg
Acute inhalation toxicity	:	LC0 (Rat): 0.11 mg/l
		Exposure time: 8 h
		Test atmosphere: dust/mist
		Method: OECD Test Guideline 403
		Assessment: The substance or mixture has no acute inhalation toxicity
Acute dermal toxicity	:	LD50 (Rat): > 2,000 mg/kg
		Assessment: The substance or mixture has no acute dermal toxicity
		Remarks: No mortality observed at this dose.

SODIUM HYDROXIDE:

Acute oral toxicity	:	LDLo (Rabbit): 500 mg/kg
---------------------	---	--------------------------



SAFETY DATA SHEET
according to Regulation (EC) No. 1907/2006
Valvoline™ OEM ADVANCED AFC 48 RTU
Coolant

Version: 5.0

Revision Date: 27.07.2023

Print Date: 17/07/2024

Acute inhalation toxicity	: Assessment: The substance or mixture has no acute inhalation toxicity Remarks: Moderate respiratory irritant
Acute dermal toxicity	: Symptoms: Corrosion Assessment: The substance or mixture has no acute dermal toxicity

SODIUM BORATE DECAHYDRATE:

Acute oral toxicity	: LD50 (Rat): > 2,000 mg/kg Assessment: The substance or mixture has no acute oral toxicity Remarks: The toxicological data has been taken from products of similar composition. No mortality observed at this dose.
Acute inhalation toxicity	: LC50 (Rat): > 2.04 mg/l Exposure time: 4 h Test atmosphere: dust/mist Method: OECD Test Guideline 403 GLP: yes Assessment: The substance or mixture has no acute inhalation toxicity Remarks: The toxicological data has been taken from products of similar composition. No mortality observed at this dose.
Acute dermal toxicity	: LD50 (Rabbit): > 2,000 mg/kg GLP: yes Assessment: The substance or mixture has no acute dermal toxicity Remarks: The toxicological data has been taken from products of similar composition. No mortality observed at this dose.

Skin corrosion/irritation

Not classified based on available information.

Product:

Result : No skin irritation

Components:**ETHYLENE GLYCOL:**

Species	: Rabbit
---------	----------



SAFETY DATA SHEET
according to Regulation (EC) No. 1907/2006
Valvoline™ OEM ADVANCED AFC 48 RTU
Coolant

Version: 5.0 Revision Date: 27.07.2023 Print Date: 17/07/2024

Result : No skin irritation

2-ETHYLHEXANOIC ACID:

Species : Rabbit
Result : Slight, transient irritation

SODIUM HYDROXIDE:

Result : Corrosive after 3 minutes or less of exposure

SODIUM BORATE DECAHYDRATE:

Species : Rabbit
Result : Slight, transient irritation

Serious eye damage/eye irritation

Not classified based on available information.

Product:

Result : No eye irritation

Components:

ETHYLENE GLYCOL:

Result : Slight, transient irritation

2-ETHYLHEXANOIC ACID:

Species : Rabbit
Result : Slight, transient irritation

SODIUM HYDROXIDE:

Assessment : Corrosive
Result : Corrosive

SODIUM BORATE DECAHYDRATE:

Species : Rabbit
Result : Irritating to eyes.



SAFETY DATA SHEET
according to Regulation (EC) No. 1907/2006
Valvoline™ OEM ADVANCED AFC 48 RTU
Coolant

Version: 5.0

Revision Date: 27.07.2023

Print Date: 17/07/2024

Respiratory or skin sensitisation**Skin sensitisation**

Not classified based on available information.

Respiratory sensitisation

Not classified based on available information.

Components:**ETHYLENE GLYCOL:**

Test Type	:	Maximisation Test
Species	:	Guinea pig
Assessment	:	Does not cause skin sensitisation.

2-ETHYLHEXANOIC ACID:

Test Type	:	Maximisation Test
Species	:	Guinea pig
Assessment	:	Does not cause skin sensitisation.
Method	:	OECD Test Guideline 406

SODIUM HYDROXIDE:

Exposure routes	:	Skin contact
Species	:	Humans
Result	:	negative

SODIUM BORATE DECAHYDRATE:

Test Type	:	Buehler Test
Species	:	Guinea pig
Assessment	:	Does not cause skin sensitisation.
Remarks	:	The toxicological data has been taken from products of similar composition.

Germ cell mutagenicity

Not classified based on available information.

Components:**ETHYLENE GLYCOL:**

Genotoxicity in vitro	:	Test Type: Ames test Test system: Salmonella typhimurium Metabolic activation: with and without metabolic activation
-----------------------	---	--



SAFETY DATA SHEET
according to Regulation (EC) No. 1907/2006
Valvoline™ OEM ADVANCED AFC 48 RTU
Coolant

Version: 5.0 Revision Date: 27.07.2023 Print Date: 17/07/2024

Result: **negative**

2-ETHYLHEXANOIC ACID:

Genotoxicity in vitro : Test Type: **Ames test**
Test system: **Salmonella typhimurium**
Metabolic activation: **with and without metabolic activation**
Result: **negative**

Carcinogenicity

Not classified based on available information.

Reproductive toxicity

May damage fertility. May damage the unborn child.

Components:

2-ETHYLHEXANOIC ACID:

Reproductive toxicity - Assessment : **Some evidence of adverse effects on development, based on animal experiments.**

SODIUM BORATE DECAHYDRATE:

Reproductive toxicity - Assessment : **Clear evidence of adverse effects on sexual function and fertility, and/or on development, based on animal experiments**

STOT - single exposure

Not classified based on available information.

STOT - repeated exposure

May cause damage to organs (Kidney) through prolonged or repeated exposure if swallowed.

Components:

ETHYLENE GLYCOL:

Exposure routes : **Ingestion**
Target Organs : **Kidney**
Assessment : **May cause damage to organs through prolonged or repeated exposure.**

Aspiration toxicity

Not classified based on available information.



SAFETY DATA SHEET
according to Regulation (EC) No. 1907/2006
Valvoline™ OEM ADVANCED AFC 48 RTU
Coolant

Version: 5.0

Revision Date: 27.07.2023

Print Date: 17/07/2024

Experience with human exposure**Components:****ETHYLENE GLYCOL:**

Ingestion	:	Target Organs: Kidney
-----------	---	------------------------------

Further information**Product:**

Remarks	:	No data available
---------	---	-------------------

SECTION 12: Ecological information**12.1 Toxicity****Product:****Ecotoxicology Assessment**

Acute aquatic toxicity	:	Not classified based on available information.
------------------------	---	--

Chronic aquatic toxicity	:	Not classified based on available information.
--------------------------	---	--

Components:**ETHYLENE GLYCOL:**

Toxicity to fish	:	LC50 (Lepomis macrochirus (Bluegill sunfish)): 27,540 mg/l Exposure time: 96 h Test Type: static test
------------------	---	--

	:	LC50 (Pimephales promelas (fathead minnow)): 8,050 mg/l Exposure time: 96 h
--	---	--

Toxicity to daphnia and other aquatic invertebrates	:	LC50 (Daphnia magna (Water flea)): > 10,000 mg/l Exposure time: 48 h Test Type: static test
---	---	---

Toxicity to algae/aquatic plants	:	EC50 (Pseudokirchneriella subcapitata (green algae)): 6,500 - 13,000 mg/l End point: Growth inhibition Exposure time: 7 Days
----------------------------------	---	---



SAFETY DATA SHEET
according to Regulation (EC) No. 1907/2006
Valvoline™ OEM ADVANCED AFC 48 RTU
Coolant

Version: 5.0 Revision Date: 27.07.2023 Print Date: 17/07/2024

Toxicity to fish (Chronic toxicity)	: NOEC: 32,000 mg/l Exposure time: 7 d Species: Pimephales promelas (fathead minnow)
Toxicity to daphnia and other aquatic invertebrates (Chronic toxicity)	: NOEC: 24,000 mg/l Exposure time: 7 d Species: Daphnia magna (Water flea)

Ecotoxicology Assessment

Acute aquatic toxicity	: Not classified based on available information.
Chronic aquatic toxicity	: Not classified based on available information.

2-ETHYLHEXANOIC ACID:

Toxicity to fish	: LC50 (Oncorhynchus mykiss (rainbow trout)): > 100 mg/l Exposure time: 96 h Test Type: static test
Toxicity to daphnia and other aquatic invertebrates	: EC50 (Daphnia magna (Water flea)): 85.4 mg/l Exposure time: 48 h Test Type: static test
Toxicity to algae/aquatic plants	: EC50 (Desmodesmus subspicatus (green algae)): 49.3 mg/l End point: Growth inhibition Exposure time: 72 h Test Type: static test

Ecotoxicology Assessment

Acute aquatic toxicity	: Harmful to aquatic life.
Chronic aquatic toxicity	: Not classified based on available information.

SODIUM HYDROXIDE:

Toxicity to fish	: LC50 (Gambusia affinis (Mosquito fish)): 125 mg/l Exposure time: 96 h Method: Static Remarks: Mortality
Toxicity to daphnia and other aquatic invertebrates	: EC50 (Daphnia magna (Water flea)): 34.59 - 47.13 mg/l Exposure time: 48 h Remarks: Intoxication
Toxicity to microorganisms	:



SAFETY DATA SHEET

according to Regulation (EC) No. 1907/2006
Valvoline™ OEM ADVANCED AFC 48 RTU
Coolant

Version: 5.0

Revision Date: 27.07.2023

Print Date: 17/07/2024

Remarks: **Not applicable**

Ecotoxicology Assessment

Acute aquatic toxicity	:	Neutralisation will reduce ecotoxic effects. Not classified based on available information.
Chronic aquatic toxicity	:	This product has no known ecotoxicological effects. Not classified based on available information.

SODIUM BORATE DECAHYDRATE:

Toxicity to fish	:	LC50 (Fish): > 100 mg/l Exposure time: 96 h Remarks: The toxicological data has been taken from products of similar composition.
Toxicity to daphnia and other aquatic invertebrates	:	LC50 (Daphnia magna (Water flea)): 133 mg/l Exposure time: 48 h Test Type: static test Remarks: The toxicological data has been taken from products of similar composition.
Toxicity to algae/aquatic plants	:	NOEC (Dunaliella tertiolecta (marine algae)): 50 mg/l End point: Growth inhibition Exposure time: 240 h Test Type: static test Remarks: Information refers to the main component.
Toxicity to fish (Chronic toxicity)	:	NOEC: 13 mg/l Exposure time: 4 d Species: Danio rerio (zebra fish) Remarks: Information refers to the main component.
Toxicity to daphnia and other aquatic invertebrates (Chronic toxicity)	:	NOEC: 16.6 mg/l Exposure time: 28 d Species: Aquatic invertebrates Test Type: flow-through test Remarks: Information refers to the main component.

Ecotoxicology Assessment

Acute aquatic toxicity	:	Not classified based on available information.
Chronic aquatic toxicity	:	Not classified based on available information.



SAFETY DATA SHEET
according to Regulation (EC) No. 1907/2006
Valvoline™ OEM ADVANCED AFC 48 RTU
Coolant

Version: 5.0 Revision Date: 27.07.2023 Print Date: 17/07/2024

12.2 Persistence and degradability

Components:

ETHYLENE GLYCOL:

Biodegradability : Result: **Readily biodegradable.**
Biodegradation: **90 - 100 %**
Exposure time: **10 d**
Method: **OECD Test Guideline 301**

2-ETHYLHEXANOIC ACID:

Biodegradability : Result: **Readily biodegradable.**
Biodegradation: **99 %**
Exposure time: **28 d**

12.3 Bioaccumulative potential

Components:

ETHYLENE GLYCOL:

Bioaccumulation : Species: **Crayfish (Procambarus)**
Exposure time: **61 d**
Concentration: **1000 mg/l**
Bioconcentration factor (BCF): **0.27**
Method: **Flow through**

Partition coefficient: n-octanol/water : log Pow: **-1.36**

2-ETHYLHEXANOIC ACID:

Partition coefficient: n-octanol/water : log Pow: **2.64**

12.4 Mobility in soil

No data available

12.5 Results of PBT and vPvB assessment

Product:

Assessment : This substance/mixture contains no components considered to be either persistent, bioaccumulative and toxic (PBT), or very persistent and very bioaccumulative (vPvB) at levels of 0.1% or higher.



SAFETY DATA SHEET

according to Regulation (EC) No. 1907/2006
Valvoline™ OEM ADVANCED AFC 48 RTU
Coolant

Version: 5.0

Revision Date: 27.07.2023

Print Date: 17/07/2024

12.6 Other adverse effects

Product:

Endocrine disrupting potential : The substance/mixture does not contain components considered to have endocrine disrupting properties according to REACH Article 57(f) or Commission Delegated regulation (EU) 2017/2100 or Commission Regulation (EU) 2018/605 at levels of 0.1% or higher.

Additional ecological information : No data available

SECTION 13: Disposal considerations

13.1 Waste treatment methods

Product : Do not dispose of waste into sewer.
Do not contaminate ponds, waterways or ditches with chemical or used container.
Send to a licensed waste management company.

Contaminated packaging : Empty remaining contents.
Dispose of as unused product.
Do not re-use empty containers.

SECTION 14: Transport information

14.1 UN number

ADR : Not regulated as a dangerous good
RID : Not regulated as a dangerous good
IMDG : Not regulated as a dangerous good
IATA_P : Not regulated as a dangerous good

14.2 UN proper shipping name

ADR : Not regulated as a dangerous good
RID : Not regulated as a dangerous good
IMDG : Not regulated as a dangerous good
IATA_P : Not regulated as a dangerous good

14.3 Transport hazard class(es)



SAFETY DATA SHEET
according to Regulation (EC) No. 1907/2006
Valvoline™ OEM ADVANCED AFC 48 RTU
Coolant

Version: 5.0 Revision Date: 27.07.2023 Print Date: 17/07/2024

- ADR** : Not regulated as a dangerous good
- RID** : Not regulated as a dangerous good
- IMDG** : Not regulated as a dangerous good
- IATA_P** : Not regulated as a dangerous good

14.4 Packing group

- ADR** : Not regulated as a dangerous good
- RID** : Not regulated as a dangerous good
- IMDG** : Not regulated as a dangerous good
- IATA (Cargo)** : Not regulated as a dangerous good
- IATA_P (Passenger)** : Not regulated as a dangerous good

14.5 Environmental hazards

Not regulated as a dangerous good

14.6 Special precautions for user

Not applicable

14.7 Transport in bulk according to Annex II of Marpol and the IBC Code

Not applicable for product as supplied.

Dangerous goods descriptions (if indicated above) may not reflect quantity, end-use or region-specific exceptions that can be applied. Consult shipping documents for descriptions that are specific to the shipment.

SECTION 15: Regulatory information

15.1 Safety, health and environmental regulations/legislation specific for the substance or mixture

Relevant EU provisions transposed through retained EU law

- UK REACH List of restrictions (Annex 17) : Conditions of restriction for the following entries should be considered:
Number on list 3
- UK REACH Candidate list of substances of very high concern (SVHC) for Authorisation : SODIUM BORATE DECAHYDRATE
- The Persistent Organic Pollutants Regulations (retained Regulation (EU) 2019/1021 as amended for Great Britain) : Not applicable
- Regulation (EC) No 1005/2009 on substances that deplete the ozone layer : Not applicable
- UK REACH List of substances subject to authorisation : Not applicable



SAFETY DATA SHEET

according to Regulation (EC) No. 1907/2006
Valvoline™ OEM ADVANCED AFC 48 RTU
Coolant

Version: 5.0

Revision Date: 27.07.2023

Print Date: 17/07/2024

(Annex XIV)

Control of Major Accident Hazards Regulations
2015 (COMAH)

Not applicable

Other regulations:

Take note of The Management of Health and Safety at Work Regulations 1999 (requirements relating to new and expectant mothers at work contained in Regulation 16 to 18) and of the Pregnant Workers Directive 92/85/EEC.

Take note of The Management of Health and Safety at Work Regulations 1999 (requirements relating to protection of young people at work contained in Regulation 19) and of Directive 94/33/EC on the protection of young people at work.

The components of this product are reported in the following inventories:

TCSI	: On the inventory, or in compliance with the inventory
TSCA	: All substances listed as active on the TSCA inventory
AIIC	: On the inventory, or in compliance with the inventory
DSL	: All components of this product are on the Canadian DSL
ENCS	: On the inventory, or in compliance with the inventory
KECI	: On the inventory, or in compliance with the inventory
PICCS	: On the inventory, or in compliance with the inventory
IECSC	: On the inventory, or in compliance with the inventory
NZIoC	: Not in compliance with the inventory

15.2 Chemical safety assessment

No data available

Inventories

AIIC (Australia), DSL (Canada), IECSC (China), REACH (European Union), ENCS (Japan), ISHL (Japan), KECI (Korea), NZIoC (New Zealand), PICCS (Philippines), TCSI (Taiwan), TECI (Thailand), TSCA (USA)

SECTION 16: Other information

Full text of H-Statements

H290	: May be corrosive to metals.
H302	: Harmful if swallowed.



SAFETY DATA SHEET
according to Regulation (EC) No. 1907/2006
Valvoline™ OEM ADVANCED AFC 48 RTU
Coolant

Version: 5.0 Revision Date: 27.07.2023 Print Date: 17/07/2024

- H314 : Causes severe skin burns and eye damage.
- H318 : Causes serious eye damage.
- H319 : Causes serious eye irritation.
- H360FD : May damage fertility. May damage the unborn child.
- H361d : Suspected of damaging the unborn child.
- H373 : May cause damage to organs through prolonged or repeated exposure if swallowed.

Full text of other abbreviations

- Acute Tox. : Acute toxicity
- Eye Dam. : Serious eye damage
- Eye Irrit. : Eye irritation
- Met. Corr. : Corrosive to metals
- Repr. : Reproductive toxicity
- Skin Corr. : Skin corrosion
- STOT RE : Specific target organ toxicity - repeated exposure
- 2000/39/EC : Europe. Commission Directive 2000/39/EC establishing a first list of indicative occupational exposure limit values
- GB EH40 : UK. EH40 WEL - Workplace Exposure Limits
- 2000/39/EC / TWA : Limit Value - eight hours
- 2000/39/EC / STEL : Short term exposure limit
- GB EH40 / TWA : Long-term exposure limit (8-hour TWA reference period)
- GB EH40 / STEL : Short-term exposure limit (15-minute reference period)

ADN - European Agreement concerning the International Carriage of Dangerous Goods by Inland Waterways; ADR - Agreement concerning the International Carriage of Dangerous Goods by Road; AIIC - Australian Inventory of Industrial Chemicals; ASTM - American Society for the Testing of Materials; bw - Body weight; CLP - Classification Labelling Packaging Regulation; Regulation (EC) No 1272/2008; CMR - Carcinogen, Mutagen or Reproductive Toxicant; DIN - Standard of the German Institute for Standardisation; DSL - Domestic Substances List (Canada); ECHA - European Chemicals Agency; EC-Number - European Community number; ECx - Concentration associated with x% response; ELx - Loading rate associated with x% response; EmS - Emergency Schedule; ENCS - Existing and New Chemical Substances (Japan); ErCx - Concentration associated with x% growth rate response; GHS - Globally Harmonized System; GLP - Good Laboratory Practice; IARC - International Agency for Research on Cancer; IATA - International Air Transport Association; IBC - International Code for the Construction and Equipment of Ships carrying Dangerous Chemicals in Bulk; IC50 - Half maximal inhibitory concentration; ICAO - International Civil Aviation Organization; IECSC - Inventory of Existing Chemical Substances in China; IMDG - International Maritime Dangerous Goods; IMO - International Maritime Organization; ISHL - Industrial Safety and Health Law (Japan); ISO - International Organisation for Standardization; KECI - Korea Existing Chemicals Inventory; LC50 - Lethal Concentration to 50 % of a test population; LD50 - Lethal Dose to 50% of a test population (Median Lethal Dose); MARPOL - International Convention for the Prevention of Pollution from Ships; n.o.s. - Not Otherwise Specified; NO(A)EC - No Observed (Adverse) Effect Concentration; NO(A)EL - No Observed (Adverse) Effect Level; NOELR - No Observable Effect Loading Rate; NZIoC - New Zealand Inventory of Chemicals; OECD - Organization for Economic Co-operation and Development; OPPTS - Office of Chemical Safety and Pollution Prevention; PBT - Persistent, Bioaccumulative and Toxic substance; PICCS - Philippines Inventory of Chemicals and



SAFETY DATA SHEET

according to Regulation (EC) No. 1907/2006
Valvoline™ OEM ADVANCED AFC 48 RTU
Coolant

Version: 5.0

Revision Date: 27.07.2023

Print Date: 17/07/2024

Chemical Substances; (Q)SAR - (Quantitative) Structure Activity Relationship; REACH - Regulation (EC) No 1907/2006 of the European Parliament and of the Council concerning the Registration, Evaluation, Authorisation and Restriction of Chemicals; RID - Regulations concerning the International Carriage of Dangerous Goods by Rail; SADT - Self-Accelerating Decomposition Temperature; SDS - Safety Data Sheet; SVHC - Substance of very high concern; TCSI - Taiwan Chemical Substance Inventory; TECI - Thailand Existing Chemicals Inventory; TSCA - Toxic Substances Control Act (United States); UN - United Nations; UNRTDG - United Nations Recommendations on the Transport of Dangerous Goods; vPvB - Very Persistent and Very Bioaccumulative

Further information

Internal information : 000000276878

Classification of the mixture:

Acute Tox. 4	H302
STOT RE 2	H373

Classification procedure:

Calculation method
Calculation method

The information provided in this Safety Data Sheet is correct to the best of our knowledge, information and belief at the date of its publication. The information given is designed only as a guidance for safe handling, use, processing, storage, transportation, disposal and release and is not to be considered a warranty or quality specification. The information relates only to the specific material designated and may not be valid for such material used in combination with any other materials or in any process, unless specified in the text.

GB / EN

Instructions for the safe handling of lead-acid accumulators (Lead-acid batteries)

1. Identification of the article and the company

Data on the product: Trade name

Lead-acid battery filled with diluted sulphuric acid

Clarios Germany GmbH & Co. KGaA
Am Leineufer 51
D-30419 Hanover

Contact: Dr. Axel Lesch, Director, Environment & Facility Management

Telephone: ++ 49 / 511/975-2690
Fax: ++ 49 / 511/975-2696
Emergency: ++ 49 / 511/975-2680
Email: Axel.Lesch@clarios.com

2. Hazard identification:

No hazards in case of an intact battery and observation of the instructions for use.

Lead acid batteries have two significant characteristics:

- They contain diluted sulphuric acid, which may cause severe acid burns, when the material is touched.
- During the charging process they develop hydrogen gas and oxygen, which under certain circumstances may turn into an explosive mixture.

For this reason, batteries are marked with the following hazard symbols ¹⁾

		No smoking, no naked flames, no sparks
		Shield eyes
		Corrosive (Battery acid)
		Note operating instructions
		Explosive gas
		Keep away from children's reach

¹⁾ The hazard symbols on the left side correspond to ISO 7010. The hazard symbols on the right side correspond to the European industry standard EN 50342-1 for starter batteries. In dependence of the respective normative background the hazard symbols shown here are suitable to fulfil the safety-related requirements. A marking of batteries after GHS CLP-regulation is not required.

Note: Do not clean batteries with dry wishers, use only wet wishers, due to electrostatic charge

3. Composition / Information on Ingredients:

EINECS-No.	CAS-No.	Reach Register No.	Description	Content [% of weight] ¹	Classification 1272/2008 (CLP)
231-100-4	7439-92-1	01-2119513221-59-0069	Lead and lead alloys	~ 32	GHS 08, Signal word: Danger Repr. 1 A, H 360 FD Lact. H 362 STOT RE 1, H 372 Lead metal is a substances of the Reach Candidate List
231-100-4	7439-92-1	01-2119513221-59-0069	Active mass (battery lead paste)	~ 32	GHS 07, Acute Tox. 4, H 302, H 332 GHS 08, Signal word: Danger Repr. 1 A, H 360 FD, Lact. H 362 STOT RE 1, H 372 Aquatic Chronic 3, H 412
231-639-5	7664-93-9	01-2119458838-20-0122	Diluted sulphuric acid ²	~ 29	GHS 05, Signal word: Danger H 314
-	-	-	Plastic container ³	~ 7	-

¹ Content may vary
² Concentration of diluted sulphuric acid varies in accordance to the state of charge.
³ Composition of the plastic may vary due to different customer requirements.

4. First aid measures:

The information below is of relevance only, if the battery is damaged and direct contact to the contained compounds takes places.
According EC 1272/2008 (CLP) the contained compounds are classified as hazardous.

4.1 Diluted sulphuric acid:

Hazard Statement according EC 1272/2008 (CLP):

H314 Causes severe skin burns and eye damages

Precautionary Statements according EC 1272/2008 (CLP):

- P264 Wash hands thoroughly after handling.
- P301+P330+P331 If swallowed: rinse mouth. Do not induce vomiting.
- P280 Wear protective gloves/protective clothing/eye protection.
- P260 Do not breathe dust/fume/gas/mist/vapors/spray.
- P363 Wash contaminated clothing before reuse.
- P303+P361+P353 If on skin (or hair): Remove/Take off immediately all contaminated clothing. Rinse skin with water/shower.

In case of exposure: Seek advice of medical doctor.

4.2 **Battery lead paste:**

Hazard Statements according EC 1272/2008 (CLP):

H302	Harmful if swallowed.
H332	Harmful if inhaled.
H360 FD	May damage the unborn child. Suspected of damaging fertility.
H362	May cause harm to breast-fed children
H372	Causes damage to organs (the central nervous system and system for reproduction) through prolonged or repeated exposure.
H412	Harmful to aquatic life with long lasting effects.

Precautionary Statements according EC 1272/2008 (CLP):

P101	If medical advice is needed, have product container or label at hand.
P202	Do not handle until all safety precautions have been read and understood.
P263	Avoid contact during pregnancy/while nursing.
P273	Avoid release to the environment.
P308+P313	If exposed or concerned: Get medical advice/attention.
P405	Store locked up.
P501	Dispose of contents/container according to the local waste management regulations.

5. **Fire-fighting measures:**

- Suitable extinguishing agents:
Water and foam are suitable extinguishing agents. For incipient fire CO₂ is most efficient agent
- Special protective equipment:
Protective goggles, respiratory protective equipment, acid proof clothing
- Hazards which can be caused by a fire.
Hazardous combustion gases can be generated. Lead vapor, Lead oxides, Sulphur dioxide :

6. **Accidental release measures:**

- Cleaning / take-up procedures:

Use a bonding agent, such as sand, use lime or sodium carbonate for neutralization; dispose with due regard to the official local regulations. Do not permit penetration into the sewage system, the earth or water bodies.

7. **Handling and storage:**

Store under roof in cool ambience-charged lead-acid batteries do not freeze up to -50°C; prevent short circuits. Seek agreement with local water authorities in case of larger quantities. If batteries have to be charged in storage rooms, it is imperative that the instructions for use are observed. Additional Information about the storage of lead-acid batteries can be requested from Clarios Germany GmbH Co. KGaA.

8. **Exposure controls / personal protection:**

- 8.1 No exposure caused by lead, lead containing battery paste and sulphuric acid when handling properly.

- 8.2 In case of a damaged battery and with direct contact to the contained sulphuric acid.
- Dermal:

Sulfuric acid is corrosive. DNEL values for local dermal effects are not derived.
- Inhalation:

0,1 mg/m³
- Personal protective equipment (in case of a damaged battery):
- Eye protection:

Safety glasses (are necessary during recharging also)
- Recommend safety gloves for contact with sulphuric acid. :
- Type of material:

Rubber, PVC gloves acid proof
Acid proof clothing, safety boots.

9. Physical and chemical properties:

Diluted sulphuric acid (30 to 38.5 %)	Lead
Appearance form: liquid colour: colourless odour: odourless Safety-related data pH-value(25°C): 0,3 (49 mg/l water) solidification point: -35 to -60 °C boiling point: approx. 108 to 144°C solubility in water: Sulphuric acid is (25°C) miscible with water density (20 °C): (1.2 to 1.3) g/cm³ vapour pressure (20 °C) 14.6 mbar flash point: non combustible explosive properties: non explosive	Appearance form: solid colour: grey odour: odourless Safety-related data pH-value(25°C): 7 – 8 (100 mg/l water) solidification point: 327 °C boiling point: 1.740 °C solubility in water: low (0.15 mg/l)(25 °C) density (20 °C): 11.35 g/cm³ vapour pressure (20 °C) - flash point: non combustible explosive properties: non explosive

10. Stability and reactivity:

Diluted sulphuric acid:

10.1 Reactivity

Attacks many metals producing extremely flammable hydrogen gas which can form explosive mixtures with air. Destroys organic materials, such as cardboard, wood, textiles.

10.2 Chemical stability

Thermal decomposition at 338 °C

10.3 Possibility of hazardous reactions

Reaction with many metals produced extremely flammable hydrogen gas which can form explosive mixtures with air.

10.4 Incompatible materials

Vigorous reactions with alkalis.

10.5 Hazardous decomposition products

Under normal conditions of storage and use, hazardous decomposition products should not be produced.

11. Toxicological information:

11.1 Diluted Sulphuric acid:

11.1.1 Information on toxicological effects:

Sulphuric acid immediately dissociates to the hydrogen and sulphate ions, with the hydrogen ion being responsible for the local toxicity (irritation and corrosively) of sulphuric acid.

11.1.2 Acute toxicity:

Oral, rat, LD50: 2140 mg/kg bw (similar to OECD 401)

Inhalation, rat LC50 : 375 mg/m³ air (OECD Guideline 403)

Dermal: No data on acute dermal toxicity in animals are available. Although this is a potential route of exposure for workers, testing is not justified for scientific reasons and on animal welfare grounds. The effects of acute dermal exposure to sulphuric acid on animals can be readily predicted, and the data from human exposure are sufficient to characterize the effects.

No classification for acute toxicity is proposed according to current EU criteria.

11.1.3 Irritation and corrosion:

Skin irritation / corrosion: corrosive

Eye irritation: corrosive

Sulphuric acid is listed on Annex I of Directive 1272/2008 (CLP) with classification

Skin Corrosive 1 A > 15 %.

No studies of dermal irritation / corrosion have been performed with the substance and none are proposed, based on scientific considerations and for reasons of animal welfare.

11.1.4 Sensitization:

No classification is proposed for skin sensitization or respiratory sensitization based on theoretical considerations and in the absence of any findings in exposed humans following occupational use over a long period of time.

11.1.5 Subacute, subchronic and prolonged toxicity (Repeated dose toxicity)

Inhalation (subacute, inhalation: aerosol, nose only), rat NOAEC: 0.3 mg/m³ air (OECD Guideline 412).

Target organs: respiratory: larynx

Classification for severe effects after repeated or prolonged exposure is not proposed.

11.1.6 Mutagenicity:

Genetic toxicity: negative. No classification is proposed for genotoxicity

11.1.7 Carcinogenicity:

The available animal data do not support the classification of sulphuric acid for carcinogenicity.

11.1.8 Reproductive toxicity:

Inhalation, rabbit, mouse: NOAEC: 19.3 mg/m³ air (OECD Guideline 414).

No classification is proposed for reproductive or developmental toxicity

11.1.9 STOT-single exposure:

Sulfuric acid is not classified for STOT SE.

11.1.10 STOT-repeated exposure:

Sulfuric acid is not classified for STOT RE.

11.1.11 Aspiration hazard:

Sulfuric acid is not classified for aspiration hazard.

11.1.12 Other information on acute toxicity:

No other information available.

11.2 Battery lead paste:**11.2.1 Information on toxicological effects:**

The toxicity of this product has not been tested. The assessment of the toxicity has been done using the test data with similar inorganic lead compounds.

11.2.2 Toxicokinetic assessment:

Inorganic lead compounds are slowly absorbed by ingestion and inhalation and poorly absorbed through the skin. If absorbed, lead will accumulate in the body with low rates of excretion, leading to long-term build up. Part of risk management is to take blood samples from workers for analysis to ensure that exposure levels are acceptable.

11.2.3 Acute toxicity:

Sparingly soluble inorganic lead compounds have generally been found to be of relatively low acute toxicity by ingestion, in contact with skin, and by inhalation. Nevertheless current EU regulations require this substance to be classified as harmful by ingestion and inhalation.

11.2.4 Toxicity data:

LD50 (oral, rat) > 2000 mg/kg
LD50 (dermal, rat) > 2000 mg/kg
LC50 (4 hr inhalation, rat) > 5 mg/L

No toxicity data available for Lead metal (lead metal powder, particle < 1mm).

11.2.5 Irritation and corrosion:

Skin: Studies of similar sparingly soluble inorganic lead compounds have shown that they are not corrosive or irritating to the skin of rabbits. This is supported by the lack of reports of irritant effects from occupational settings.

Eyes: Studies of lead monoxide and similar sparingly soluble inorganic lead compounds have shown that they are not corrosive or irritating to the eyes of rabbits.

Respiratory: No symptoms of respiratory irritation were noted during long-term inhalation studies involving lead monoxide.

11.2.6 Sensitization:

There is no evidence that sparingly soluble inorganic lead compounds cause respiratory or skin Sensitization.

11.2.7 Subacute, subchronic and prolonged toxicity:**11.2.8 Germ cell mutagenicity:**

The evidence for genotoxic effects of highly soluble inorganic lead compounds is contradictory, with numerous studies reporting both positive and negative effects. Responses appear to be induced by indirect mechanisms, mostly at very high concentrations that lack physiological relevance.

11.2.9 Carcinogenicity:

There is evidence that highly soluble inorganic lead compounds may have a carcinogenic effect, particularly on the kidneys of rats. However, the mechanisms by which this effect occurs are still unclear. Epidemiology studies of workers exposed to inorganic lead compounds have found a limited association with stomach cancer. This has led to the classification by IARC that inorganic lead compounds are probably carcinogenic to humans (Group 2A).

11.2.10 Reproductive toxicity:

Exposure to high levels of inorganic lead compounds may cause adverse effects on male and female fertility, including adverse effects on sperm quality. Prenatal exposure to inorganic lead compounds is also associated with adverse effects on neurobehavioral development in children.

11.2.11 STOT-single exposure:

Sparingly soluble inorganic lead compounds have generally been found to be of relatively low acute toxicity by ingestion, in contact with skin, and by inhalation, with no evidence of any local or systemic toxicity from such exposures, reproductive function and the central nervous system.

11.2.12 STOT-repeated exposure:

Inorganic lead compounds are cumulative poisons and may be absorbed into the body through ingestion or inhalation. Inorganic lead compounds have been documented in observational human studies to produce toxicity in multiple organ systems and body function including the haematopoietic (blood) system, kidney function.

11.2.13 Aspiration hazard:

Inorganic lead compounds is not classified for aspiration hazard.

11.2.14 Other information on acute toxicity:

No other information available.

12. Ecological information:**12.1 Diluted sulphuric acid:****12.1.1 Toxicity:****Aquatic toxicity:**

This substance is not classified as hazardous to the aquatic environment. Results on aquatic toxicity in freshwater:

Short-term toxicity:

Fish, *Lepomis macrochirus*, LC50 (96 h): > 16-< 28 mg/L. (no information on test methodology)

12.1.2 Bioaccumulative potential:

Sulphuric acid is a strong mineral acid ($pK_a = 1.92$) that dissociates readily in water to hydrogen ions and sulphate ions (at environmentally relevant pH) and is totally miscible with water. The resulting hydrogen ions and sulphate ions are naturally present in water/sediment and no bioaccumulation of these ions is predicted.

12.1.3 Mobility in soil:

Sulphuric acid is a strong mineral acid that dissociates readily in water to hydrogen ions and sulphate ions (at environmentally relevant pH) and is totally miscible with water. The resulting hydrogen ions and sulphate ions are naturally present in water/sediment. The hydrogen ions will contribute to local pH and are potentially mobile; sulphate ions may be incorporated into naturally occurring mineral species.

12.1.4 Results of PBT and vPvB assessment:

Sulphuric acid is neither a PBT nor a vPvB substance.

12.1.5 Other adverse effects:

No other information available.

12.2 Battery lead paste:**12.2.1 Toxicity:****Aquatic toxicity:**

Battery lead oxide which is comparable to the inorganic lead compounds within a lead acid battery is classified as aquatic chronic 3, H412.

Short term toxicity:

Toxicity for fish 96 h LC 50 > 100 mg/l
 Toxicity for daphnia 48 h EC 50 > 100 mg/l
 Toxicity for alga 72 h IC 50 > 10 mg/l

12.2.2 Bioaccumulative potential:

Inorganic lead is considered to be bioaccumulative in the environment, and may accumulate in aquatic and terrestrial plants and animals. The following bioaccumulation/bioconcentration factors have been derived for Pb inorganic compounds:

12.2.3 Aquatic compartment:

Bioaccumulation/bioconcentration factors in freshwater: 1,553 L/kg (wet weight)

12.2.4 Soil compartment:

Bioaccumulation/bioconcentration factors in soil: 0.39 kg/kg (dry weight).

12.2.5 Mobility in soil:

This product contains inorganic lead compounds which are sparingly soluble and are expected to be adsorbed onto soils and sediments. Mobility is expected to be low.

12.2.6 Results of PBT and vPvB assessment:

The PBT and vPvB criteria in Annex XIII of the REACH Regulation do not apply to inorganic substances.

12.27 Other adverse effects:

No other information available.

13. Disposal considerations:

The point of sale, the manufacturers and importers of batteries take back used batteries, and render them to the secondary lead smelters for processing.

Clarios has established a collection system. More information is available on:

<http://www.clarios.com>

Spent lead-acid batteries (EWC 160601*) are subject to the regulation of EU (Battery Directive) and its adoptions into national legislation on the composition and end-of-life management of batteries. They are marked with the recycling / return symbol and with a crossed-out roller container. Other battery chemistries have to be separated from lead-acid batteries to avoid any risks during collection, transport and recycling.

By no means the electrolyte the diluted sulphuric acid be emptied in an unexpected manner. This process is to be carried out by processing companies.

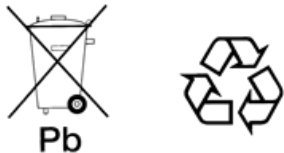
14. Transport information:

Land Transport	Land Transport (ADR/RID)
	<p>UN N°: UN2794</p> <p>Classification ADR/RID: Class 8</p> <p>Proper Shipping Name: BATTERIES, WET, FILLED WITH ACID electric storage not assigned</p> <p>Packing Group ADR: Corrosive</p> <p>Label required:</p> <p>ADR/RID:</p> <p>Batteries are exempted from all ADR/RID regulations, if requirements of special provision 598 are met.</p> <p>New storage batteries when</p> <p>they are secured in such a way that they cannot slip, fall or be damaged</p> <p>they are provided with carryin devices, unless they are suitably stacked, e.g. on pallets</p> <p>there aren't any dangerous traces or acids on the outside</p> <p>they are protected against shor circuits</p>

Sea Transport	Sea Transport (IMDG Code) UN N°: UN 2794 Classification: Class 8 Proper Shipping Name: BATTERIES,WET,FILLED WITH ACID electric storage Packing Group: not assigned EmS: F-A, S-B Label required: Corrosive
Air Transport	Air Transport (IATA-DGR) UN N°: UN 2794 Classification: Class 8 Proper Shipping Name: BATTERIES,WET,FILLED WITH ACID electric storage Packing Group: not assigned Label required: Corrosive

15. **Regulatory information:**

In accordance with Battery Directive and national laws lead-acid batteries have to be marked by a crossed out refuse bin with the chemical symbol for lead Pb shown below, together with the ISO return/recycling symbol.



The manufacturer, respectively the importer of the batteries shall be responsible for labelling batteries with the symbols. In addition, a consumer / user information on the significance of the symbols has to be attached.

16. **Other information:**

16.1 **Key or legend to abbreviations and acronyms:**

- AF - Assessment factor
- CLP - Regulation (EC) No 1272/2008 of the European Parliament and of the Council of 16 December 2008 on classification, labelling and packaging of substances and mixtures.
- DNEL - Derived no-effect level
- DSD - Council Directive 67/548/EEC (Dangerous Substances Directive)
- EC50 - Concentration of the substance that causes 50 % reduction of a certain effect on test organisms
- EWC - European Waste Catalogue
- LC50 -Concentration of the substance that causes 50 % mortality of the test population
- NOAEC - No observed adverse effect concentration
- NOAEL- No observed adverse effect level
- OECD - Organisation for Economic Co-operation and Development
- PBT/vPvB - Persistent, bioaccumulative and toxic/ very persistent and very bioaccumulative
- PNEC - Predicted no-effect concentration
- REACH - Regulation (EC) No 1907/2006 of the European Parliament and of the Council of 18 December 2006 concerning the Registration, Evaluation, Authorisation and Restriction of Chemicals
- STOT RE - Specific Target Organ Toxicity, Repeated Exposure
- STOT SE - Specific Target Organ Toxicity, Single Exposure
- STP - Sewage treatment plant

16.2 Emergency telephone numbers:

Europe-wide emergency number: 112
Contact a poison control centre. List of phone numbers:

AUSTRIA (Vienna Wien) +43 1 406 43 43; **BELGIUM** (Brussels Bruxelles) +32 70 245 245; **BULGARIA** (Sofia) +359 2 9154 409; **CZECH REPUBLIC** (Prague Praha) +420 224 919 293; **DENMARK** (Copenhagen) 82 12 12 12; **ESTONIA** (Tallinn) 112; **FINLAND** (Helsinki) +358 9 471 977; **FRANCE** (Paris) +33 1 40 0548 48; **GERMANY** (Berlin) +49 30 19240; **GREECE** (Athens Athinai) +30 10 779 3777; **HUNGARY** (Budapest) 06 80 20 11 99; **ICELAND** (Reykjavik) +354 525 111, +354 543 2222; **IRELAND** (Dublin) +353 1 8379964; **ITALY** (Rome) +3906 305 4343; **LATVIA** (Riga) +371 704 2468; **LITHUANIA** (Vilnius) +370 5 236 20 52 or +370 687 53378; **MALTA** (Valletta) 2425 0000; **NETHERLANDS** (Bilthoven) +31 30 274 88 88; **NORWAY** (Oslo) 22 591300; **POLAND** (Gdansk) +48 58301 65 16 or +48 58 349 2831; **PORTUGAL** (Lisbon Lisboa) 808 250 143; **ROMANIA** (Bucharest) +40 21 3183606; **SLOVAKIA** (Bratislava) +421 2 54 77 4166; **SLOVENIA** (Ljubljana) + 386 41 650500; **SPAIN** (Barcelona) +34 93 227 98 33 or +34 93 227 54 00 bleep 190; **SWEDEN** (Stockholm) 112 or +46 833 12 31 (mon-fri 9.00-17.00); **UNITED KINGDOM** (London) 112 or 0845 4647 (NHS Direct).

16.3 Disclaimer of Liability:

The information in this data sheet for safe handling of lead-acid batteries is provided in good faith based on existing knowledge. However, the information is provided without any warranty, express or implied, regarding its correctness. The conditions or methods of handling, storage, use or disposal of the article are beyond our control and may be beyond our knowledge. For this and other reasons, we do not assume responsibility and expressly disclaim liability for loss, damage or expense arising out of or in any way connected with the handling, storage, use or disposal of the article. This data sheet was prepared and is to be used only for this article.

Safety Data Sheets are required for substances and mixtures according REACH (1907/2006/EC). Such a requirement doesn't exist for articles like Lead Acid Batteries.

Clarios Germany GmbH & Co. KGaA is providing customers a "Data Sheet for Safe Handling of Lead Acid Batteries" to assure that customers receive sufficient safety information. The content of this Data Sheet is comparable to Safety Data Sheets.

More information is available:

<http://www.clarios.com/>