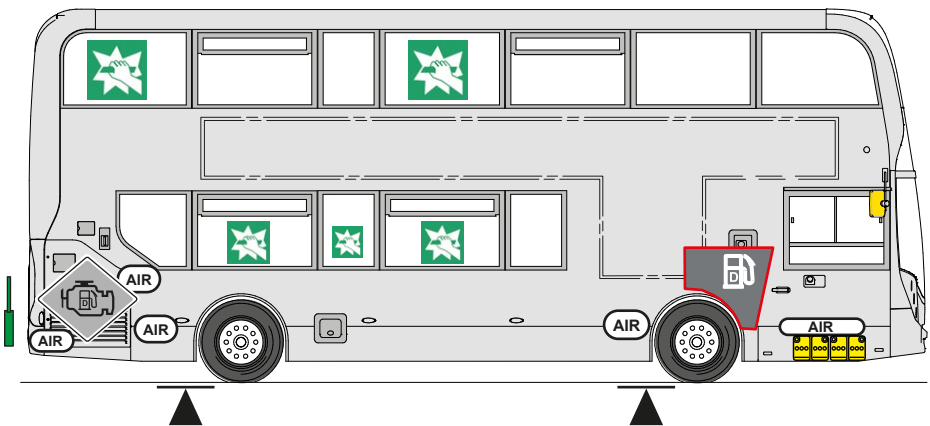
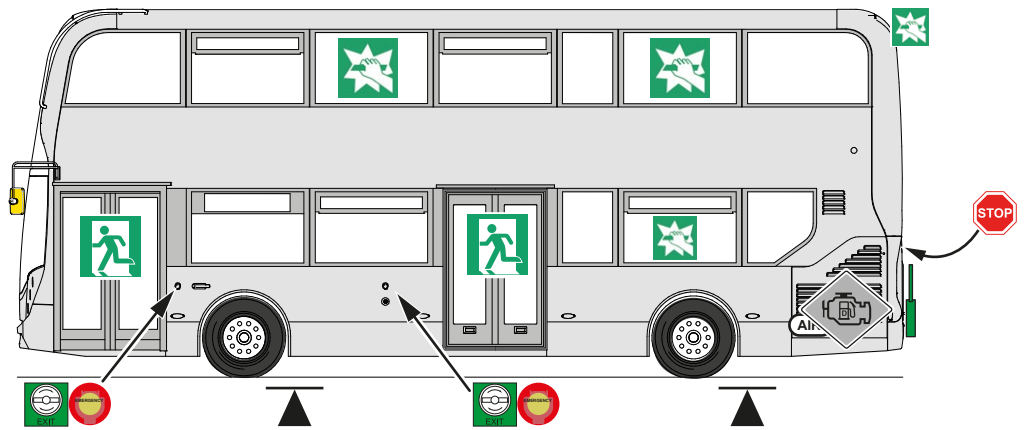
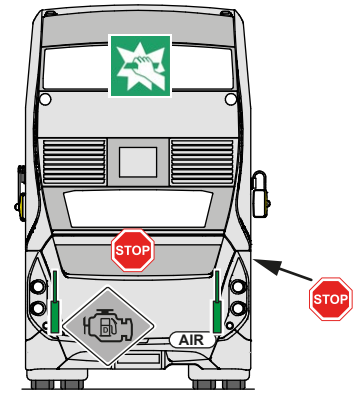
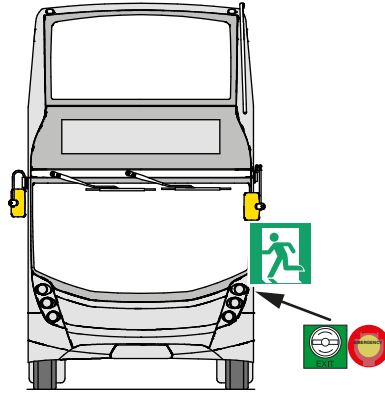
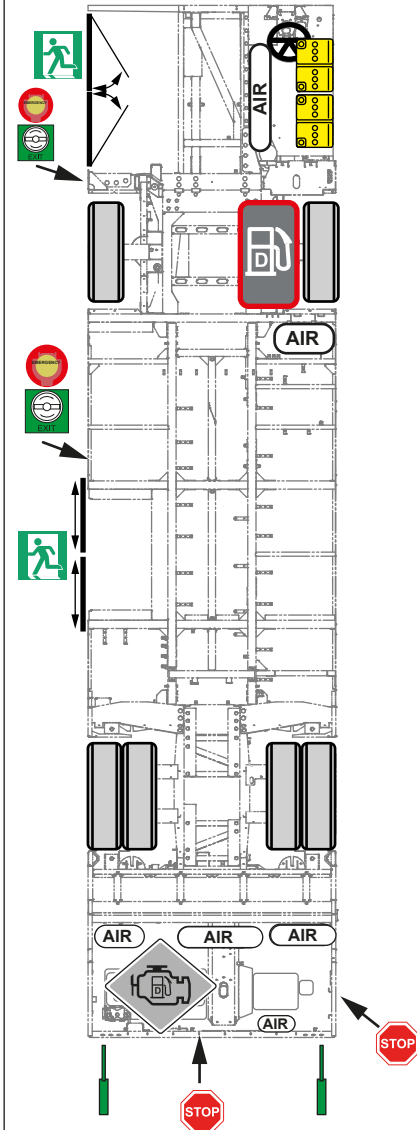





NOTE: Vehicle wheelbase may vary



RHD



Low Voltage Battery	Emergency Stop Switch	Diesel Engine	Diesel Tank	Compressed Air Tank	High Pressure Gas Struts	Lifting Point	Emergency Exit	Break Glass Exit
Door Control	Air Conditioning							

1. Propulsion Identification



Euro 6 Diesel Engine (with optional stop/start function).

CAUTION: Lack of noise does not mean vehicle is off: Instant restart capability may exist until vehicle is fully shut down

Model Identification:

If present, the manufacturer logo is displayed at centre of the front of the bus.

The rear panel may show the model name.



2. Immobilisation / Stabilisation / Lifting



Suspension Controls



Front Knee



Full Raise Lower

Suspension height controls on driver's console.

⚠ WARNING:
In the event of electrical failure, the Electronic Parking Brake will not respond and wheel chocks **MUST** be used to prevent runaway.



3. Disable Direct Hazards



Where possible turn off ignition (1) and master switch (2) inside cab

or




Rear Engine Bay
Emergency Stop Switch



Push emergency engine stop switch inside rear drive bay.

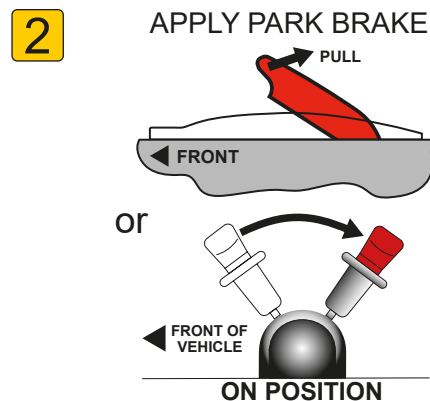
or



Rear / Side
Emergency Stop Switch



Push (or twist) emergency stop switch inside side flap at rear.



or

4. Access to the Occupants

Escape Glass in side elevation windows (and optional skylights).

1 To open the doors from outside, push the emergency button.


To open the doors from inside, push the emergency button located near the top edge of the doors.

Lift the flap and push the button to release the doors.

If the doors do not operate they can be pushed open manually.

2 Centre / Exit doors:
Pull the door outwards using the handle at the bottom then Slide the doors open.

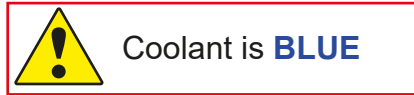
3 Front/entrance doors:
Push the outer edge inwards, then pivot the door into the bus.



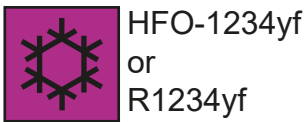
5. Stored Energy / Gases



Ultra Low Sulphur diesel fuel. BS EN590



Ethylene Glycol Hazards: H302, H373



Contact with liquid or refrigerated gas can cause cold burns and frostbite.

6. In Case of Fire



Ultra Low Sulphur diesel fuel. BS EN590. Max capacity 220 Litres.

Engine Oil (ACEA E9). Max capacity 29 litres.

Automatic transmission oil. Max capacity 30 Litres.



Thermal fire detection equipment recommended.


Optional auto fire suppression in drive bay.

7. In Case of Submersion

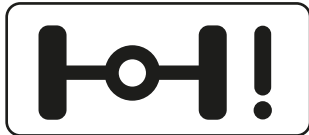


As for **Section 3 - Disable direct hazards.**
 Do not start engine.
 Follow safety routines once out of water.

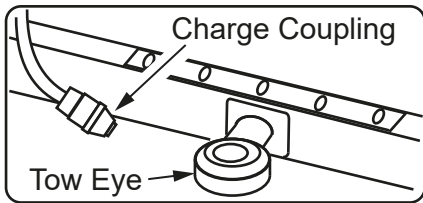
8. Towing / Recovery



Ensure vehicle is in neutral then shut down.
 Apply wheel chocks to prevent movement.
 Wind off park brake actuators to release park brake.




Remove half-shafts or drive shaft when towing.
 or
 Elevate and support drive axle.



Connect tow bar to OFFSIDE towing eye only.
 or
 Use A-frame on both towing points at front.

Connect air to Charge Coupling if necessary




Open panel and lift out and away from the clips

For rigid bar towing, only the OFFSIDE eye must be used, as indicated, to prevent damage to the front components.
The vehicle may be towed using both front towing points and an A-Frame.



MANUAL PARK BRAKE RELEASE

CHOCK WHEELS BEFORE PROCEEDING



⚠️WARNING:
 In this condition the brakes are completely inoperative.
 Wheels **MUST** be chocked.

ACCESS BETWEEN REAR SEATS



9. Contact Information

Alexander Dennis
 Contact details for more information
 ✉ email: info@alexander-dennis.com

Alexander Dennis
 Trident House, 2 Voyager Park
 Dingley Way, Farnborough
 GU14 6FF. United Kingdom
 Telephone: + 44 (0)1483 571271

Alexander Dennis
 9 Central Boulevard
 Central Park, Larbert
 FK5 4RU. United Kingdom
 Telephone: +44 (0) 845 358 9988